



"I HOPE THE SAP WILL MEET ALL ITS GOALS AND BE A DRIVING FORCE IN OUR PURSUIT FOR A CLEAN INDIA."  
-NARENDRA MODI

# SWACHHATA ACTION PLANS

OF UNION MINISTRIES/DEPARTMENTS  
2018 - 2019



एक कदम स्वच्छता की ओर




सत्यमेव जयते

Government of India

MINISTRY OF DRINKING WATER AND SANITATION

**“SO LONG AS YOU DO NOT TAKE  
THE BROOM AND THE BUCKET  
IN YOUR HANDS, YOU-CANNOT  
MAKE YOUR TOWNS AND CITIES  
CLEAN.”**

**-MAHATMA GANDHI**





Ministry of Drinking Water and Sanitation  
(Swachh Bharat Mission)

# SWACHHATA ACTION PLANS (SAPs)

of Union Ministries / Departments 2018-19



एक कदम स्वच्छता की ओर



उमा भारती  
UMA BHARTI



पेयजल एवं स्वच्छता मंत्री  
भारत सरकार, नई दिल्ली-110003  
MINISTER OF DRINKING WATER AND SANITATION  
GOVERNMENT OF INDIA, NEW DELHI-110003

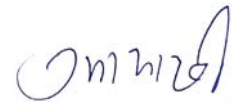
### MESSAGE

Swachhata Action Plan (SAP) is a unique initiative in the history of sanitation wherein the Union Ministries and Departments and their attached & sub-ordinate offices as well as PSUs have earmarked out of their regular budget specific amount to be utilized for swachhata related activities during the year. It is the outcome of this initiative that even the non-sanitation Ministries and Departments have joined the Swachhata Jan Andolan.

Ministry of Drinking Water and Sanitation being the Nodal Ministry is closely coordinating with all Ministries and Departments to formulate effective, innovative and sustainable activities for SAP.

In 2017-18, SAP received huge support from 72 Ministries and Departments (including their attached offices). Swachhata Action Plan 2018-19 compendium displays Ministry and Department wise activities and budget earmarked for the financial year 2018-19.

I extend my best wishes to all for mainstreaming Swachhata within their programmes and helping India move towards a cleaner and healthier future.

  
(UMA BHARTI)



4th Floor, Pt.Deendayal Antyodaya Bhawan CGO Complex, New Delhi- 110003  
Tel: 011-24368568, 011-24368567, Fax: 011-24368559  
E-mail: usrbresi.mowr@rediffmail.com



एस. एस. अहलुवालिया  
**S. S. AHLUWALIA**



पेयजल एवं स्वच्छता राज्य मंत्री  
भारत सरकार  
Minister of State for Drinking Water  
and Sanitation  
Government of India


07.05.2018

### **MESSAGE**

The Swachhata Action Plan (SAP) is the outcome of the vision of the Hon'ble Prime Minister to mainstream swachhata into the non-sanitation Ministries and Departments of Government of India. Prime Minister advised the Ministries and Departments to budget separately for Swachhata activities in their budget for FY 2017-18 and 2018-19. SAP is a medium to make Swachhata as "Everyone's Business".

Through the SAP, Ministries and Departments have been able to mainstream and disseminate Swachhata awareness on Pan India basis through various Government Institution, organizations, attached offices, PSUs.

This SAP book 2018-19 is an apt summary of the broad activities which the Ministries and Departments have committed to undertake during the F.Y. 2018-19 along with the funds for the same. I congratulate the entire team of the SAP for their relentless efforts which has resulted in the publication of the above compendium.

  
(S.S. Ahluwalia)

---

**Office :** B-1 Wing, 9<sup>th</sup> Floor, Pt. Deendayal Antyodaya Bhawan, CGO Complex, Lodhi Road,  
New Delhi - 110 003 Phone : +91 11 24368771/72 Fax : +91 11 24368774

**Resi.:** 10 Gurudwara Rakabganj Road, New Delhi-110001

Ph: +91 11 23722826/23327903 Fax : 23731955 E-mail : ssamin@gov.in, ssa@10grg.com

ರಮೇಶ್ ಸಿ. ಜಿಗಜಿಣಗಿ  
रमेश सी. जिगजिणगि  
Ramesh C. Jigajinagi



राज्य मंत्री  
पेयजल एवं स्वच्छता मंत्री  
भारत सरकार  
MINISTER OF STATE  
DRINKING WATER & SANITATION  
GOVERNMENT OF INDIA

### MESSAGE

I am happy to share that non-Sanitation Ministries and Departments are separately budgeting for Sanitation and committing a certain contribution to conduct sanitation based sustainable activities as part of their yearly action plan under the Swachhata Action Plan (SAP). The credit for the same goes to the vision of our Hon'ble PM that specific funds should be allocated for swachhata activities by all the Union Ministries and Departments. This initiative has given an impetus to the Swachh Bharat Mission as it has brought in its fold Union, State and local offices and organizations.

The SAP Compendium 2018-19 is a glimpse of the activities and the funds committed under SAP. A look at the SAP compendium would give the reader a fair picture of the level of commitment shown by the Ministries and Departments in realizing the vision of the Hon'ble PM. I wish them all the very best and success.



(Ramesh C. Jigajinagi)

RAMESH C. JIGAJINAGI  
Minister of State  
Ministry of Drinking Water & Sanitation  
Government of India  
New Delhi

प्रदीप कुमार सिन्हा  
PRADEEP K. SINHA



मंत्रिमंडल सचिव  
भारत सरकार  
CABINET SECRETARY  
GOVERNMENT OF INDIA

## MESSAGE

Swachhata Action Plan (SAP) is a first of its kind people oriented programme aimed at achieving Swachh Bharat by 2019. It aims to incorporate Swachhta as an integral element in the various schemes and activities of Ministries/Departments of Government of India, as well as in the organisations under them. I congratulate all Ministries for having responded positively to this initiative and for making a difference in their respective areas.

The Swachhata Action Plan Compendium is an indicative repository of the year-long activities undertaken by various Ministries/Departments during 2017-18. It also provides a roadmap of the activities to be carried out by them during the year 2018-19.

Once again, I would like to thank all Ministries and Departments for excellent work in 2017-18 and look forward to even greater engagement in 2018-19.

  
(P.K. Sinha)



परमेश्वरन अय्यर  
Parameswaran Iyer



सचिव  
भारत सरकार  
पेयजल एवं स्वच्छता मंत्रालय

Secretary  
Government of India  
Ministry of Drinking Water & Sanitation  
4<sup>th</sup> Floor, Pt Dindayal Antodaya Bhawan, N D-110003  
Tel: 24361011, 24362715,  
e-Mail: param.iyer@gov.in

No. 2/2/S(DWS)/2018  
8th May 2018

## MESSAGE

The Swachhata Action Plan (SAP) is the outcome of the Hon'ble PMs vision of making Swachhata every body's business. The Prime Minister had stated in 2016 that, when the entire nation is working towards a Swachh Bharat, our own Union Ministries and Departments should definitely be a part of the jan andolan. Guided by the PM's vision, the Ministry of Drinking Water and Sanitation (MDWS), with the collaboration and support from the Union Ministries and Departments, has been able to effectively launch and implement the SAP for the past one year.

The MDWS, being the Nodal Ministry under Swachh Bharat Mission, through intense and active deliberation with each Ministry and Department chalked out their Annual Action Plan encompassing both – the swachhata activities as well as funds for the said activities. Many innovative and creative activities with the element of sustainability were identified through these deliberations. During the FY 2017-18, 72 Ministries and Departments committed Rs 17000 crores under SAP and Rs 16000 crores have been committed for the subsequent year.

A separate portal has been created to track and monitor the progress of the Ministries and Departments as per their commitment. The Committee of Secretaries (CoS), led by Cabinet Secretary, has taken an active interest in the SAP. The same is evident from the fact that due to intervention of CoS, a separate Budget Head '96' has been created by Department of Expenditure specifically for SAP. This will help in removing any fund-related ambiguities from the initiative. The CoS has also given recommendations to enhance the quality of activities under SAP. In addition to CoS, the MDWS also undertakes periodic review of the performance of various Ministries under SAP. The review also serves as a medium to address the issues faced by the Ministries and Departments.

I am optimistic that the enthusiasm reflected in the FY 2017-18 in implementation of SAP will also be seen in FY 2018-19. The SAP 2018-19 compendium is a celebration of the commitment shown by the Union Ministries and Departments towards the goal of making the nation swachh.

Parameswaran Iyer  
Secretary to Government of India



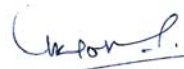
## Foreword

Swachhata Action Plan (SAP) has proved to be an excellent platform to involve all Ministries and Departments of Government of India to work for Swachh Bharat. The year 2017-18 witnessed the massive involvement of 72 Ministries and Departments who came up with Swachhata related innovations and activities built around their core work. The total SAP amount budgeted for the FY 2017-18 was over 18000 crore rupees.

SAP is one more manifestation of the Hon'ble Prime Minister's vision of Swachh Bharat and his emphasis on engaging all wings of the Government in the Swachh Bharat Mission programme. The periodic review and guidance of the Committee of Secretaries led by the Cabinet Secretary has had immense contribution to the successful implementation of the Swachhata Action Plan. The Ministry of Drinking Water and Sanitation, led by Secretary, has been regularly interacting with the Ministries and Departments providing clarifications and support as necessary. Workshops have been organized for the Nodal officers to familiarize them with the handling of the SAP portal. The creation of Budget Head "96" by Ministry of Finance for earmarking and booking SAP expenses has also given impetus to the momentum of SAP implementation.

Based on their performance, Ministry of Civil Aviation, Ministry of Railways and Department of Defence Production were presented awards for best SAP implementation on October 2, 2017. The Centre has also recommended to the States to adopt the SAP model and also the Swachhata Pakhwada model at their level for mainstreaming Swachhata across every part of the country.

As we enter the second year of SAP, the scenario remains quite encouraging. For the F.Y 2018-19, SAP has already received a commitment of over Rs. 17000 crore from various Ministries and Departments. We are grateful to all the Ministries and Departments for their sincere efforts. This Compendium will serve as a quick reference to the massive work being done by the non-Sanitation Ministries and Departments for the cause of Swachh Bharat.

  
(Akshay Rout)

# Table of Contents

|   |      |
|---|------|
| Introduction .....  | xiii |
| The Vision .....  | xiv  |
| CoS recommendations for SAP Formulation.....                    | xv   |
| Award Winners .....   | xvi  |
| Department of Agriculture, Cooperation & Farmers' Welfare ..... | 2    |
| Department of Agricultural Research and Education .....         | 3    |
| Department of Animal Husbandry, Dairying and Fisheries .....    | 4    |
| Department of Atomic Energy .....                               | 5    |
| Ministry of AYUSH .....   | 6    |
| Department of Chemicals and Petrochemicals.....                 | 7    |
| Department of Fertilizers .....                                 | 8    |
| Ministry of Civil Aviation .....                                | 9    |
| Ministry of Coal .....  | 10   |
| Department of Commerce.....                                     | 11   |
| Department of Industrial Policy & Promotion .....               | 12   |
| Department of Telecommunications .....                          | 13   |
| Department of Posts .....                                       | 14   |
| Department of Consumer Affairs .....                            | 15   |
| Department of Food & Public Distribution.....                   | 16   |
| Ministry of Corporate Affairs .....                             | 17   |

|   |    |
|---|----|
| Ministry of Culture .....                                 | 18 |
| Department of Defence .....                               | 19 |
| Department of Defence Production.....                     | 20 |
| Defence Research and Development Organisation .....       | 21 |
| Ministry of Development of North Eastern Region .....     | 22 |
| Ministry of Earth Sciences .....                          | 23 |
| Ministry of Electronics and Information Technology .....  | 24 |
| Ministry of Environment, Forests and Climate Change ..... | 25 |
| Ministry of External Affairs.....                         | 26 |
| Department of Investment and Public Asset Management..... | 27 |
| Department of Expenditure .....                           | 28 |
| Department of Economic Affairs .....                      | 29 |
| Department of Financial Services .....                    | 30 |
| Department of Revenue .....                               | 31 |
| Ministry of Food Processing Industries .....              | 32 |
| Department of Health and Family Welfare.....              | 33 |
| Department of Health Research .....                       | 34 |
| Department of Heavy Industry .....                        | 35 |
| Department of Public Enterprises.....                     | 36 |
| Ministry of Home Affairs .....                            | 37 |

|   |    |
|---|----|
| Department of Higher Education.....                             | 38 |
| Department of School Education & Literacy.....                  | 39 |
| Ministry of Information and Broadcasting.....                   | 40 |
| Ministry of Labour & Employment.....                            | 41 |
| Department of Justice.....                                      | 42 |
| Department of Legal Affairs.....                                | 43 |
| Legislative Department.....                                     | 44 |
| Ministry of Micro, Small and Medium Enterprises.....            | 45 |
| Ministry of Mines.....  | 46 |
| Ministry of Minority Affairs.....                               | 47 |
| Ministry of New and Renewable Energy.....                       | 48 |
| Ministry of Parliamentary Affairs.....                          | 49 |
| Department of Administrative Reforms and Public Grievances..... | 50 |
| Department of Pension & Pensioners' Welfare.....                | 51 |
| Department of Personnel & Training.....                         | 52 |
| Ministry of Petroleum & Natural Gas.....                        | 53 |
| Ministry of Power.....  | 54 |
| Ministry of Railways.....                                       | 55 |
| Ministry of Road Transport and Highways.....                    | 56 |

|  |    |
|--|----|
| Department of Rural Development.....                                     | 57 |
| Department of Biotechnology .....  | 58 |
| Department of Scientific & Industrial Research .....                     | 59 |
| Ministry of Shipping.....  | 60 |
| Ministry of Skill Development and Entrepreneurship .....                 | 61 |
| Department of Empowerment of Persons with Disabilities .....             | 62 |
| Department of Social Justice & Empowerment .....                         | 63 |
| Department of Space.....   | 64 |
| Ministry of Steel .....  | 65 |
| Ministry of Textiles .....   | 66 |
| Ministry of Tourism .....  | 67 |
| Ministry of Tribal Affairs .....   | 68 |
| Ministry of Water Resources, River Development & Ganga Rejuvenation..... | 69 |
| Ministry of Women and Child Development.....                             | 70 |
| Department of Sports.....  | 71 |
| Department of Youth Affairs .....  | 72 |
| SAP Budget Profile .....   | 73 |
| Financial Progress 2017-18 .....   | 73 |
| Swachhata Action Plan Portal .....                                       | 74 |
| Road Map for SAP.....  | 75 |

## Introduction

Swachhata Action Plan (SAP) is one of the flagship initiatives of Hon'ble Prime Minister towards making Swachh Bharat everyone's business. This has brought all Ministries and Departments under one umbrella and contributed towards achieving Swachh Bharat by 2019.

SAP was formally launched on 1st April 2017 with the active participation of 72 Ministries and Departments. During 1st year of implementation (FY 2017-18), Ministries and Departments implemented multiple innovative ideas along with making financial contribution of over 18000 crore rupees. SAP has seen a multi-dimensional range of activities including adopting villages, support for sanitation infrastructure, solid and liquid waste management, cleaner monuments, school sanitation, better sanitation in hospitals and iconic places etc.

Signifying the importance of the program, a separate budget head "96" has been created with the help of the Ministry of Finance, to earmark SAP funds and operationalize it.

Ministry of Drinking Water and Sanitation, being the nodal agency, has been engaged with the SAP implementing Ministries and Departments to provide actionable ideas, support implementation as needed and reporting and monitoring through the online portal [www.swachhataactionplan.com](http://www.swachhataactionplan.com). SAP is also being monitored at the level of Committee of Secretaries led by the Cabinet Secretary. SAP Funds utilization for the FY 2017-18 was over Rs. 12200 Cr. Three Ministries / Departments namely Civil Aviation, Railways and Defence Production were given 'Swachhata Award' during the Swachh Bharat Divas on 2nd Oct. 2017 for their exceptional work under SAP.

As SAP moves into the second year (2018-19) of implementation, Ministries and Departments are now more experienced and well-equipped with infrastructure and knowledge, to contribute through their Swachhata Action Plan. The activity plan and implementation for the coming year is more substantial and impact oriented. As of now 71 Ministries and Departments have proposed over Rs. 16500 Cr for the FY 2018-19.



**PM's directions during the Council of Ministers meeting on 13<sup>th</sup> October 2016**

1

**Innovation**

Ministries to go beyond business as usual and implement innovative and outcome based Swachhata activities

2

**Review by CoS**

Committee of Secretaries to review the Swachhata Action Plans

3

**Budgeting**

Sanitation Ministries to formulate annual 'Swachhata Action Plans' with activities and project corresponding budget requirements for two years



## CoS recommendations for SAP Formulation

### SAP Contents

- SAP to contain clear roadmap with Goals and Milestones
- Activities to contain specifically identified Swachhata elements with earmarked budget provision
- Identification, reward and recognition of the most well-maintained and cleanest unit every month
- SAP to contain innovative ideas and incentives for identification of economic value from existing waste
- Adequate publicity of the Swachhata efforts by Ministries

### SAP Budget

- Budget provision already available and earmarked for Swachhata related activities
- Additional budget that can be mobilized through re-appropriation within the Ministry
- Additional budget requirement after exhausting above options
- Separate budget head "96" earmarked with the help of MoF to book SAP expenditure

# Award Winners

Swachhata Action Plan 2017-18



Ministry of Civil Aviation



Ministry of Railways



Department of Defence  
Production, Ministry of Defence



# **MINISTRY WISE**

Swachhata Action Plan (SAP)

## Department of Agriculture, Cooperation & Farmers' Welfare

### Development of Swachh and Waste Neutral Mandis



**SLWM in RKVY Scheme:** SLWM plan to be incorporated as a sub-scheme in Rashtriya Krishi Vikas Yojna.

**e-NAM (National Agriculture Market Portal):** Installation of compost waste management in 285 Agricultural Mandis.

| S.No. | Source of SAP Funds   | 2017-18<br>(Rs. in Cr.) | Utilization<br>2017-18<br>(Rs. In Cr.) | 2018-19<br>(Rs. in Cr.) |
|-------|---|-------------------------|--|-------------------------|
| 1.    | From within the Ministry's allocated resources                          | 47.51                   | 18.11                                  | 41                      |
| 2.    | Spent by PSUs / Institutions / Attached offices etc.                    | NA                      | NA                                     | NA                      |
| 3.    | Residual amount through re-appropriation / through supplementary demand | NA                      | NA                                     | NA                      |
|       | <b>Total SAP Budget</b>   | <b>47.51</b>            | <b>18.11</b>                           | <b>41</b>               |

## Department of Agricultural Research and Education

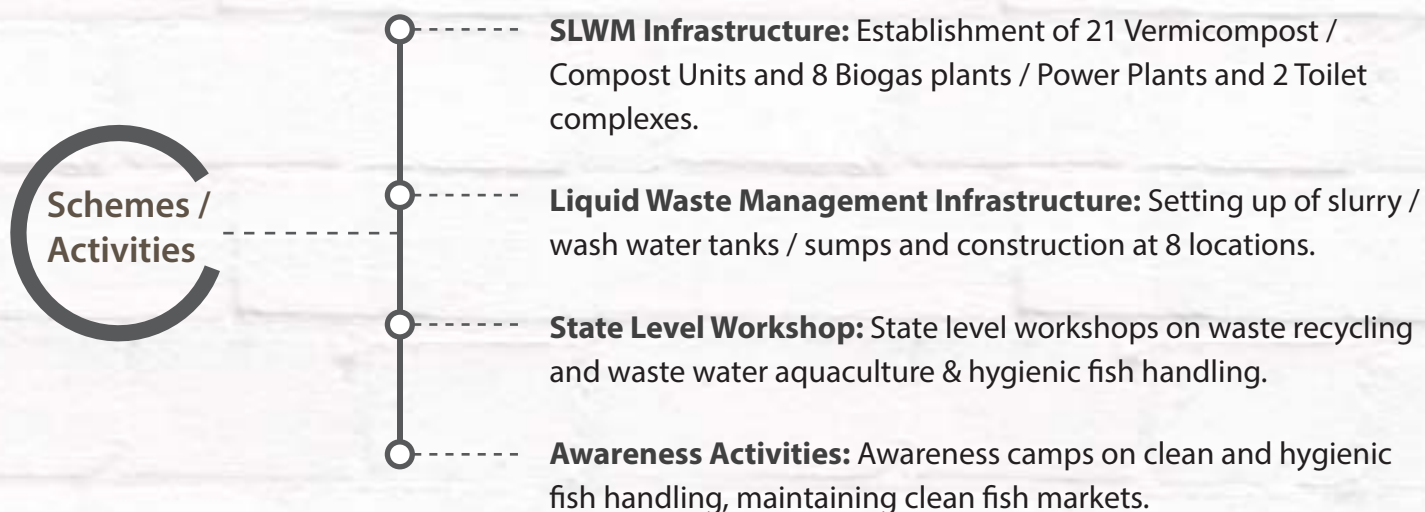
### Clean Fish Markets and Agriculture Solid Waste Management



| S.No. | Source of SAP Funds   | 2017-18<br>(Rs. in Cr.) | Utilization<br>2017-18<br>(Rs. In Cr.) | 2018-19<br>(Rs. in Cr.) |
|-------|---|-------------------------|--|-------------------------|
| 1.    | From within the Ministry's allocated resources                          | NA                      | NA                                     | 2                       |
| 2.    | Spent by PSUs / Institutions / Attached offices etc.                    | NA                      | NA                                     | NA                      |
| 3.    | Residual amount through re-appropriation / through supplementary demand | NA                      | 6.70                                   | NA                      |
| 4.    | Additional fund needed  | 6.70                    | NA                                     | NA                      |
|       | <b>Total SAP Budget</b>   | <b>6.70</b>             | <b>6.70</b>                            | <b>2</b>                |

## Department of Animal Husbandry, Dairying and Fisheries

### Clean Farms & Clean Fish Markets



| S.No. | Source of SAP Funds   | 2017-18<br>(Rs. in Cr.) | Utilization<br>2017-18<br>(Rs. In Cr.) | 2018-19<br>(Rs. in Cr.) |
|-------|---|-------------------------|--|-------------------------|
| 1.    | From within the Ministry's allocated resources                          | 5.32                    | 0.97                                   | 5.32                    |
| 2.    | Spent by PSUs / Institutions / Attached offices etc.                    | NA                      | NA                                     | NA                      |
| 3.    | Residual amount through re-appropriation / through supplementary demand | NA                      | NA                                     | NA                      |
|       | <b>Total SAP Budget</b>   | <b>5.32</b>             | <b>0.97</b>                            | <b>5.32</b>             |

## Department of Atomic Energy

### Clean Office Premises and Adoption of Best Hygiene Practices



- **Cleanliness Drive:** Basic house keeping, cleanliness drives and employee's contribution to clean surrounding areas
- **Workshop:** Swachhata workshops

| S.No. | Source of SAP Funds   | 2017-18<br>(Rs. in Cr.) | Utilization<br>2017-18<br>(Rs. In Cr.) | 2018-19<br>(Rs. in Cr.) |
|-------|---|-------------------------|--|-------------------------|
| 1.    | From within the Ministry's allocated resources                          | 10                      | 1.3                                    | 11                      |
| 2.    | Spent by PSUs / Institutions / Attached offices etc.                    | NA                      | NA                                     | NA                      |
| 3.    | Residual amount through re-appropriation / through supplementary demand | NA                      | NA                                     | NA                      |
|       | <b>Total SAP Budget</b>   | <b>10</b>               | <b>1.3</b>                             | <b>11</b>               |

## Ministry of AYUSH

### Clean & Green Office



**Renovation of Toilet:** Renovation of toilets in AYUSH Bhawan.

**Special Cleanliness Initiatives:** Installation of digital display boards and office renovation.

| S.No. | Source of SAP Funds   | 2017-18<br>(Rs. in Cr.) | Utilization<br>2017-18<br>(Rs. In Cr.) | 2018-19<br>(Rs. in Cr.) |
|-------|---|-------------------------|--|-------------------------|
| 1.    | From within the Ministry's allocated resources                          | 0.42                    | NA                                     | 0.33                    |
| 2.    | Spent by PSUs / Institutions / Attached offices etc.                    | NA                      | NA                                     | NA                      |
| 3.    | Residual amount through re-appropriation / through supplementary demand | NA                      | NA                                     | NA                      |
|       | <b>Total SAP Budget</b>   | <b>0.42</b>             | <b>0</b>                               | <b>0.33</b>             |



## Department of Chemicals and Petrochemicals

### ODF Villages Near Industries and Institutions



Schemes /  
Activities

- **Creating Sanitary Facilities:** Central Institute of Plastic Engineering and Technology (CIPET), Hindustan Insecticides Ltd. (HIL), Brahmaputra Crackers & Polymer Ltd. (BCPL) and nearby villages will have access to sanitation facilities. Installation of dustbins.
- **Workshop:** Workshop on “plastic waste Management” at 9 locations, in-house workshops, programme / public awareness / awareness in schools / outdoor publicity

| S.No. | Source of SAP Funds   | 2017-18<br>(Rs. in Cr.) | Utilization<br>2017-18<br>(Rs. In Cr.) | 2018-19<br>(Rs. in Cr.) |
|-------|---|-------------------------|--|-------------------------|
| 1.    | From within the Ministry's allocated resources                          | NA                      | NA                                     | NA                      |
| 2.    | Spent by PSUs / Institutions / Attached offices etc.                    | 1.40                    | 1.40                                   | 1.40                    |
| 3.    | Residual amount through re-appropriation / through supplementary demand | NA                      | NA                                     | NA                      |
|       | <b>Total SAP Budget</b>   | <b>1.40</b>             | <b>1.40</b>                            | <b>1.40</b>             |

## Department of Fertilizers

### Bio-Waste Management System



**Composting:** Promotion of city composting process

| S.No. | Source of SAP Funds   | 2017-18<br>(Rs. in Cr.) | Utilization<br>2017-18<br>(Rs. In Cr.) | 2018-19<br>(Rs. in Cr.) |
|-------|---|-------------------------|--|-------------------------|
| 1.    | From within the Ministry's allocated resources                          | 15                      | 4.23                                   | 20                      |
| 2.    | Spent by PSUs / Institutions / Attached offices etc.                    | NA                      | NA                                     | NA                      |
| 3.    | Residual amount through re-appropriation / through supplementary demand | NA                      | NA                                     | NA                      |
|       | <b>Total SAP Budget</b>   | <b>15</b>               | <b>4.23</b>                            | <b>20</b>               |

## Ministry of Civil Aviation

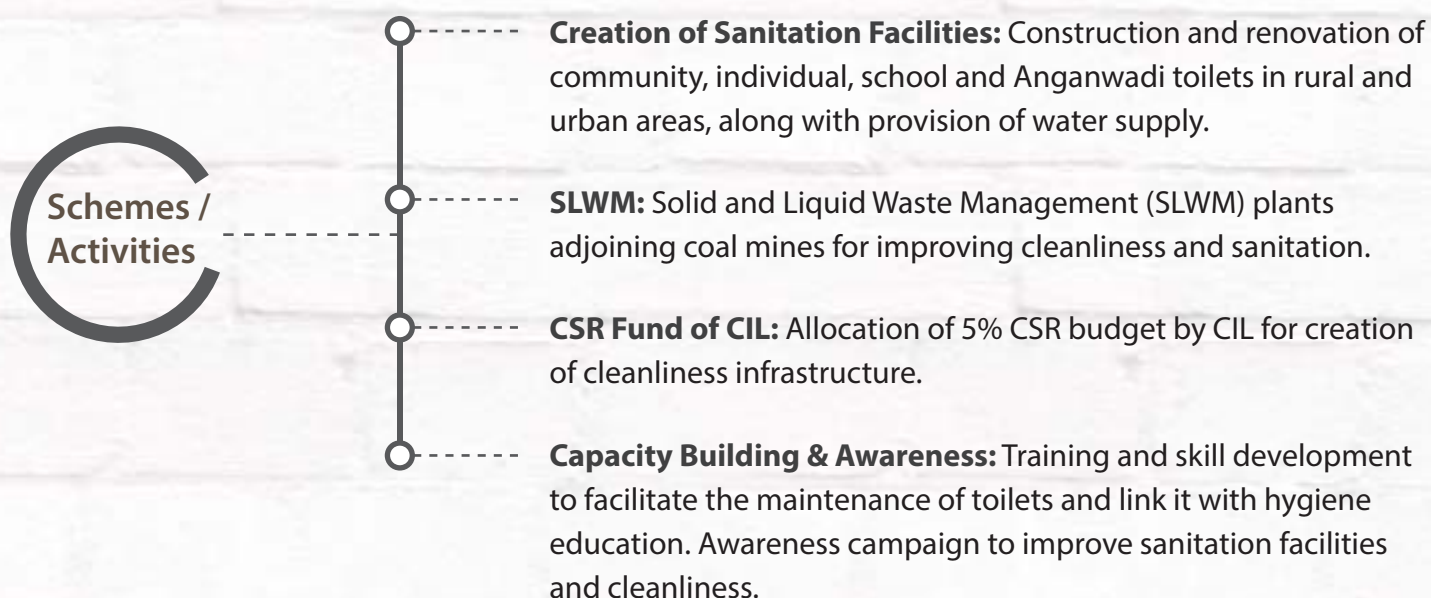
### Better Sanitation Facilities in Airports, Adopted Villages and Schools



| S.No. | Source of SAP Funds   | 2017-18<br>(Rs. in Cr.) | Utilization<br>2017-18<br>(Rs. In Cr.) | 2018-19<br>(Rs. in Cr.) |
|-------|---|-------------------------|--|-------------------------|
| 1.    | From within the Ministry's allocated resources                          | NA                      | NA                                     | NA                      |
| 2.    | Spent by PSUs / Institutions / Attached offices etc.                    | 13.24                   | 10.89                                  | 14.71                   |
| 3.    | Residual amount through re-appropriation / through supplementary demand | 2.0                     | 1.8                                    | 2.5                     |
|       | <b>Total SAP Budget</b>   | <b>15.24</b>            | <b>12.69</b>                           | <b>17.21</b>            |

## Ministry of Coal

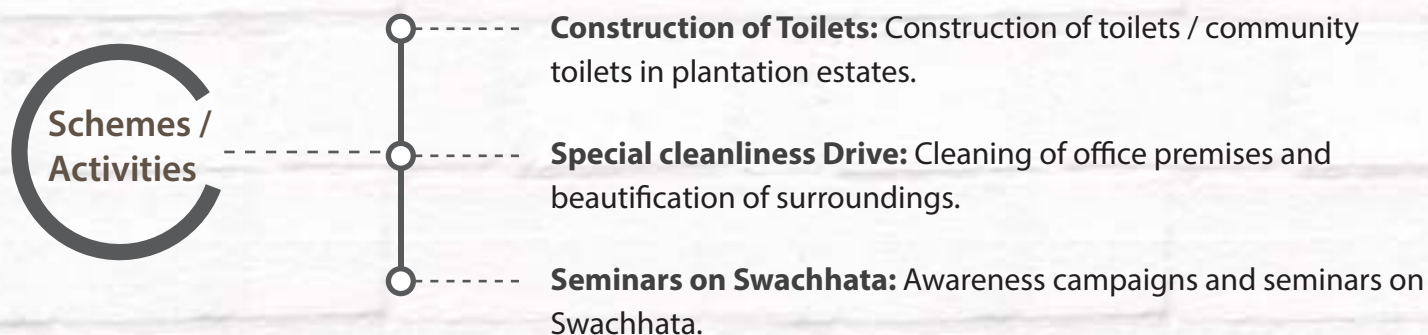
### Sanitation Facilities in Schools and Anganwadis in Coalfield Areas



| S.No. | Source of SAP Funds   | 2017-18<br>(Rs. in Cr.) | Utilization<br>2017-18<br>(Rs. In Cr.) | 2018-19<br>(Rs. in Cr.) |
|-------|---|-------------------------|--|-------------------------|
| 1.    | From within the Ministry's allocated resources                          | NA                      | NA                                     | NA                      |
| 2.    | Spent by PSUs / Institutions / Attached offices etc.                    | 30                      | 30                                     | 42.99                   |
| 3.    | Residual amount through re-appropriation / through supplementary demand | NA                      | NA                                     | NA                      |
|       | <b>Total SAP Budget</b>   | <b>30</b>               | <b>30</b>                              | <b>42.99</b>            |

## Department of Commerce

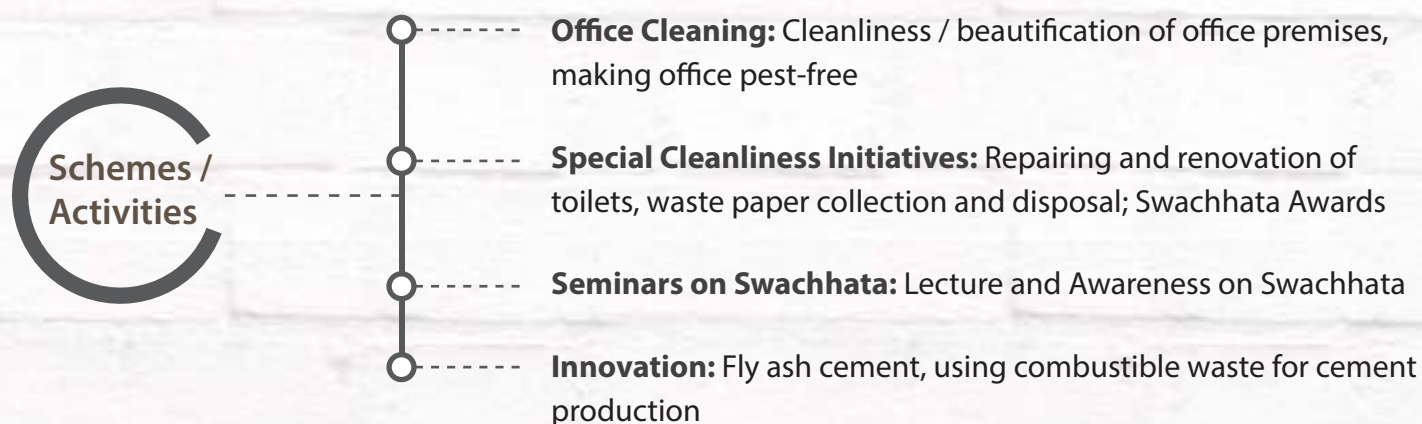
### Clean Plantation Estates



| S.No. | Source of SAP Funds   | 2017-18<br>(Rs. in Cr.) | Utilization<br>2017-18<br>(Rs. In Cr.) | 2018-19<br>(Rs. in Cr.) |
|-------|---|-------------------------|--|-------------------------|
| 1.    | From within the Ministry's allocated resources                          | NA                      | NA                                     | NA                      |
| 2.    | Spent by PSUs / Institutions / Attached offices etc.                    | 2.62                    | 2.62                                   | 1.64                    |
| 3.    | Residual amount through re-appropriation / through supplementary demand | NA                      | NA                                     | NA                      |
|       | <b>Total SAP Budget</b>   | <b>2.62</b>             | <b>2.62</b>                            | <b>1.64</b>             |

## Department of Industrial Policy & Promotion

### Clean Campus and Waste to Wealth



| S.No. | Source of SAP Funds   | 2017-18<br>(Rs. in Cr.) | Utilization<br>2017-18<br>(Rs. In Cr.) | 2018-19<br>(Rs. in Cr.) |
|-------|---|-------------------------|--|-------------------------|
| 1.    | From within the Ministry's allocated resources                          | 16.34                   | 11.26                                  | 9.38                    |
| 2.    | Spent by PSUs / Institutions / Attached offices etc.                    | NA                      | NA                                     | NA                      |
| 3.    | Residual amount through re-appropriation / through supplementary demand | NA                      | NA                                     | NA                      |
|       | <b>Total SAP Budget</b>   | <b>16.34</b>            | <b>11.26</b>                           | <b>9.38</b>             |

## Department of Telecommunications

### Clean Offices and Residential Areas in Five PSUs



| S.No. | Source of SAP Funds   | 2017-18<br>(Rs. in Cr.) | Utilization<br>2017-18<br>(Rs. In Cr.) | 2018-19<br>(Rs. in Cr.) |
|-------|---|-------------------------|--|-------------------------|
| 1.    | From within the Ministry's allocated resources                          | NA                      | NA                                     | NA                      |
| 2.    | Spent by PSUs / Institutions / Attached offices etc.                    | 15                      | 10                                     | 31.13                   |
| 3.    | Residual amount through re-appropriation / through supplementary demand | NA                      | NA                                     | NA                      |
|       | <b>Total SAP Budget</b>   | <b>15</b>               | <b>10</b>                              | <b>31.13</b>            |

## Department of Posts

### Clean Post Offices



| S.No. | Source of SAP Funds   | 2017-18<br>(Rs. in Cr.) | Utilization<br>2017-18<br>(Rs. In Cr.) | 2018-19<br>(Rs. in Cr.) |
|-------|---|-------------------------|--|-------------------------|
| 1.    | From within the Ministry's allocated resources                          | 188                     | 59.35                                  | 22                      |
| 2.    | Spent by PSUs / Institutions / Attached offices etc.                    | NA                      | NA                                     | NA                      |
| 3.    | Residual amount through re-appropriation / through supplementary demand | NA                      | NA                                     | NA                      |
|       | <b>Total SAP Budget</b>   | <b>188</b>              | <b>59.35</b>                           | <b>22</b>               |



## Department of Consumer Affairs

### Clean Consumer Fora



**Clean Consumer Fora:** Facilities to be created for water, toilet, waiting room, especially for disabled

**Clean Market:** Awareness building activities through Voluntary Organizations on Swachhata; cleanliness of the market place through involvement of market association / local authorities

| S.No. | Source of SAP Funds   | 2017-18<br>(Rs. in Cr.) | Utilization<br>2017-18<br>(Rs. In Cr.) | 2018-19<br>(Rs. in Cr.) |
|-------|---|-------------------------|--|-------------------------|
| 1.    | From within the Ministry's allocated resources                          | 2.89                    | 0.11                                   | 1.39                    |
| 2.    | Spent by PSUs / Institutions / Attached offices etc.                    | NA                      | NA                                     | NA                      |
| 3.    | Residual amount through re-appropriation / through supplementary demand | NA                      | NA                                     | NA                      |
|       | <b>Total SAP Budget</b>   | <b>2.89</b>             | <b>0.11</b>                            | <b>1.39</b>             |

## Department of Food & Public Distribution

### Clean Premises & Contribution to Swachh Bharat Kosh



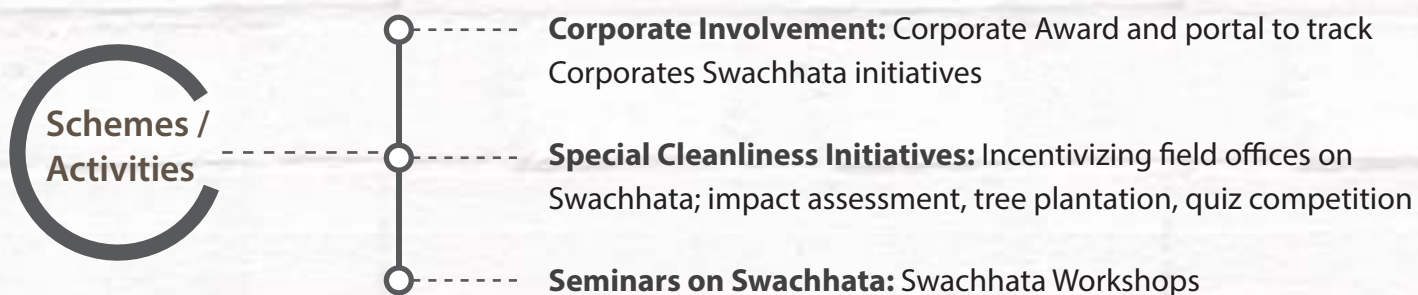
Schemes /  
Activities

- **Toilet Construction:** FCI (Food Corporation of India) will construct toilet blocks in 17 depots.
- **Water Management:** Rain water Harvesting projects in Central Warehousing Corporations.
- **Strengthening SBK:** Central Warehousing Company Ltd. and Central Warehousing Corporation will contribute towards Swachh Bharat Kosh.

| S.No. | Source of SAP Funds   | 2017-18<br>(Rs. in Cr.) | Utilization<br>2017-18<br>(Rs. In Cr.) | 2018-19<br>(Rs. in Cr.) |
|-------|---|-------------------------|--|-------------------------|
| 1.    | From within the Ministry's allocated resources                          | 4.45                    | 2.42                                   | 4.10                    |
| 2.    | Spent by PSUs / Institutions / Attached offices etc.                    | NA                      | NA                                     | NA                      |
| 3.    | Residual amount through re-appropriation / through supplementary demand | NA                      | NA                                     | NA                      |
|       | <b>Total SAP Budget</b>   | <b>4.45</b>             | <b>2.42</b>                            | <b>4.10</b>             |

## Ministry of Corporate Affairs

### Corporate Portal to showcase Corporate Swachhata Initiatives



| S.No. | Source of SAP Funds   | 2017-18<br>(Rs. in Cr.) | Utilization<br>2017-18<br>(Rs. In Cr.) | 2018-19<br>(Rs. in Cr.) |
|-------|---|-------------------------|--|-------------------------|
| 1.    | From within the Ministry's allocated resources                          | 0.5                     | 0.49                                   | 0.10                    |
| 2.    | Spent by PSUs / Institutions / Attached offices etc.                    | NA                      | NA                                     | NA                      |
| 3.    | Residual amount through re-appropriation / through supplementary demand | NA                      | NA                                     | NA                      |
|       | <b>Total SAP Budget</b>   | <b>0.5</b>              | <b>0.49</b>                            | <b>0.10</b>             |

## Ministry of Culture

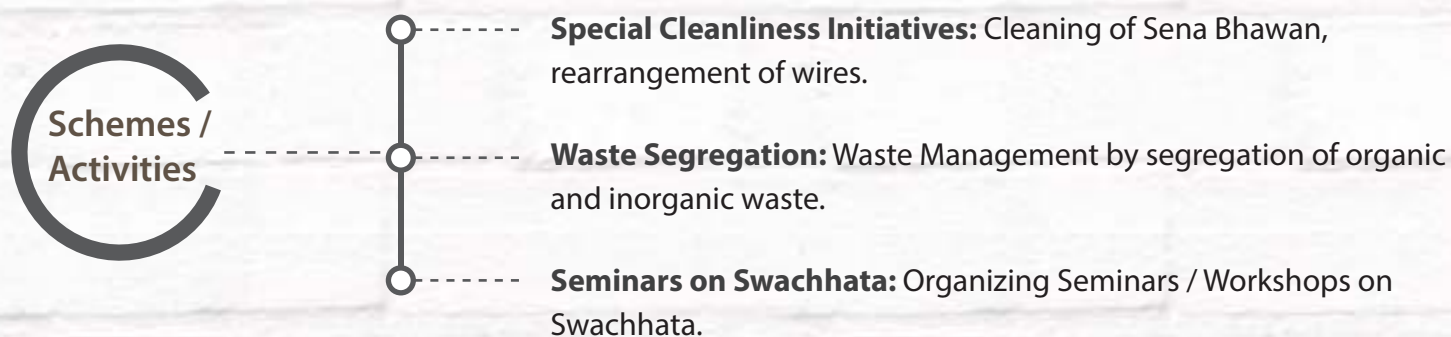
### Cleanliness through Folk Arts



| S.No. | Source of SAP Funds   | 2017-18<br>(Rs. in Cr.) | Utilization<br>2017-18<br>(Rs. In Cr.) | 2018-19<br>(Rs. in Cr.) |
|-------|---|-------------------------|--|-------------------------|
| 1.    | From within the Ministry's allocated resources                          | 2.92                    | 2.16                                   | 2.18                    |
| 2.    | Spent by PSUs / Institutions / Attached offices etc.                    | NA                      | NA                                     | NA                      |
| 3.    | Residual amount through re-appropriation / through supplementary demand | NA                      | NA                                     | NA                      |
|       | <b>Total SAP Budget</b>   | <b>2.92</b>             | <b>2.16</b>                            | <b>2.18</b>             |

## Department of Defence

### Swachh Sena Bhawan



| S.No. | Source of SAP Funds   | 2017-18<br>(Rs. in Cr.) | Utilization<br>2017-18<br>(Rs. In Cr.) | 2018-19<br>(Rs. in Cr.) |
|-------|---|-------------------------|--|-------------------------|
| 1.    | From within the Ministry's allocated resources                          | 0.16                    | 0.15                                   | 0.16                    |
| 2.    | Spent by PSUs / Institutions / Attached offices etc.                    | NA                      | NA                                     | NA                      |
| 3.    | Residual amount through re-appropriation / through supplementary demand | NA                      | NA                                     | NA                      |
|       | <b>Total SAP Budget</b>   | <b>0.16</b>             | <b>0.15</b>                            | <b>0.16</b>             |

## Department of Defence Production

### Cleanliness through Folk Arts



- **SLWM:** Composting of Municipal Solid Waste, Biogas Production
- **Toilet Construction:** Construction of Bio-toilets, toilets in schools, villages, yards along with maintenance.
- **Disseminating Swachhata Messages:** Awareness programme on cleanliness, road sweeping, student trainings, Child Cabinet, Mother-Teachers Associations

| S.No. | Source of SAP Funds   | 2017-18<br>(Rs. in Cr.) | Utilization<br>2017-18<br>(Rs. In Cr.) | 2018-19<br>(Rs. in Cr.) |
|-------|---|-------------------------|--|-------------------------|
| 1.    | From within the Ministry's allocated resources                          | NA                      | NA                                     | NA                      |
| 2.    | Spent by PSUs / Institutions / Attached offices etc.                    | 70.45                   | 48.73                                  | 42.30                   |
| 3.    | Residual amount through re-appropriation / through supplementary demand | NA                      | NA                                     | NA                      |
|       | <b>Total SAP Budget</b>   | <b>70.45</b>            | <b>48.73</b>                           | <b>42.30</b>            |

## Defence Research and Development Organisation

### Green and Clean Belt with Waste Management System



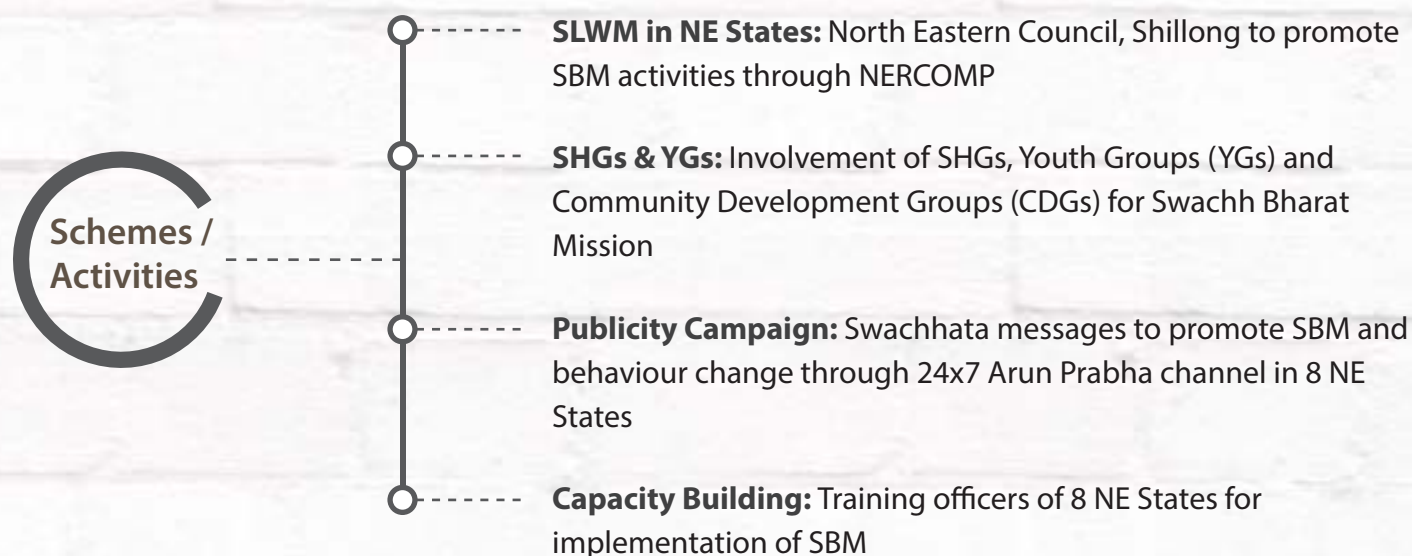
**Recycling:** Paper recycling plants

**Green Technologies:** Provision of bio-digesters, solar energy projects of 10 MW, rainwater harvesting projects and development of Green Belt

| S.No. | Source of SAP Funds   | 2017-18<br>(Rs. in Cr.) | Utilization<br>2017-18<br>(Rs. In Cr.) | 2018-19<br>(Rs. in Cr.) |
|-------|---|-------------------------|--|-------------------------|
| 1.    | From within the Ministry's allocated resources                          | 1.50                    | 1.45                                   | 1.35                    |
| 2.    | Spent by PSUs / Institutions / Attached offices etc.                    | NA                      | NA                                     | NA                      |
| 3.    | Residual amount through re-appropriation / through supplementary demand | NA                      | NA                                     | NA                      |
|       | <b>Total SAP Budget</b>   | <b>1.50</b>             | <b>1.45</b>                            | <b>1.35</b>             |

## Ministry of Development of North Eastern Region

### Institutionalizing Waste Management in North Eastern Region



| S.No. | Source of SAP Funds   | 2017-18<br>(Rs. in Cr.) | Utilization<br>2017-18<br>(Rs. In Cr.) | 2018-19<br>(Rs. in Cr.) |
|-------|---|-------------------------|--|-------------------------|
| 1.    | From within the Ministry's allocated resources                          | 18.35                   | 18.35                                  | 35.98                   |
| 2.    | Spent by PSUs / Institutions / Attached offices etc.                    | NA                      | NA                                     | NA                      |
| 3.    | Residual amount through re-appropriation / through supplementary demand | NA                      | NA                                     | NA                      |
|       | <b>Total SAP Budget</b>   | <b>18.35</b>            | <b>18.35</b>                           | <b>35.98</b>            |



## Ministry of Earth Sciences

### SLWM, Biogas & Green Energy

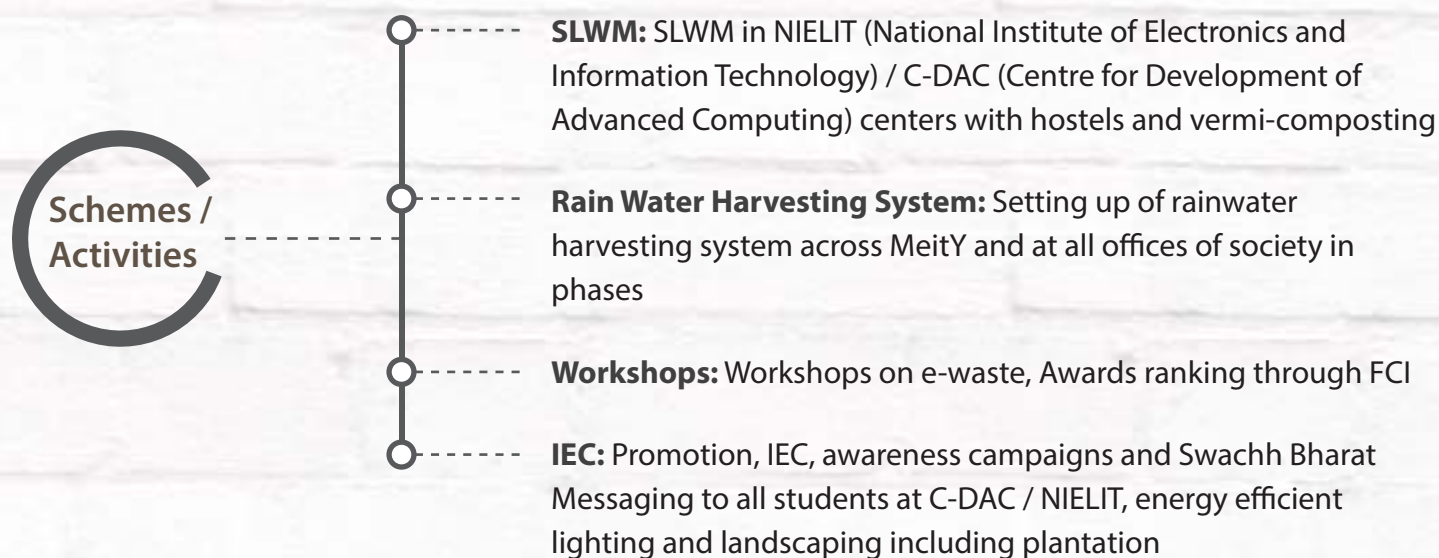


- **SLWM:** Wet garbage disposal plan at IITM Campus
- **Biogas Plant:** Maintenance of Biogas dried leaves plans
- **Green Energy:** Afforestation, rooftop Solar PV project, Hybrid power generation to 100 kwp using "Solar Tree Technique"

| S.No. | Source of SAP Funds   | 2017-18<br>(Rs. in Cr.) | Utilization<br>2017-18<br>(Rs. In Cr.) | 2018-19<br>(Rs. in Cr.) |
|-------|---|-------------------------|--|-------------------------|
| 1.    | From within the Ministry's allocated resources                          | 14.97                   | 1.00                                   | 15.80                   |
| 2.    | Spent by PSUs / Institutions / Attached offices etc.                    | NA                      | NA                                     | NA                      |
| 3.    | Residual amount through re-appropriation / through supplementary demand | NA                      | NA                                     | NA                      |
|       | <b>Total SAP Budget</b>   | <b>14.97</b>            | <b>1.00</b>                            | <b>15.80</b>            |

## Ministry of Electronics and Information Technology

### Waste Management System at all NIELIT / C-DAC & Paperless MeitY Office



| S.No. | Source of SAP Funds   | 2017-18<br>(Rs. in Cr.) | Utilization<br>2017-18<br>(Rs. In Cr.) | 2018-19<br>(Rs. in Cr.) |
|-------|---|-------------------------|--|-------------------------|
| 1.    | From within the Ministry's allocated resources                          | 13.8                    | 10.77                                  | 12.6                    |
| 2.    | Spent by PSUs / Institutions / Attached offices etc.                    | NA                      | NA                                     | NA                      |
| 3.    | Residual amount through re-appropriation / through supplementary demand | NA                      | NA                                     | NA                      |
|       | <b>Total SAP Budget</b>   | <b>13.8</b>             | <b>10.77</b>                           | <b>12.6</b>             |

## Ministry of Environment, Forests and Climate Change

### Strengthening of Eco-Clubs for Swachhata Initiatives



| S.No. | Source of SAP Funds   | 2017-18<br>(Rs. in Cr.) | Utilization<br>2017-18<br>(Rs. In Cr.) | 2018-19<br>(Rs. in Cr.) |
|-------|---|-------------------------|--|-------------------------|
| 1.    | From within the Ministry's allocated resources                          | 26.86                   | 25.26                                  | 26.86                   |
| 2.    | Spent by PSUs / Institutions / Attached offices etc.                    | NA                      | NA                                     | NA                      |
| 3.    | Residual amount through re-appropriation / through supplementary demand | NA                      | NA                                     | NA                      |
|       | <b>Total SAP Budget</b>   | <b>26.86</b>            | <b>25.26</b>                           | <b>26.86</b>            |

## Ministry of External Affairs

### Swachh Emigrants Offices, RPOs, Indian Missions / Posts Abroad



**Special Beautification Drive:** Beautification of Pravasi Bhartiya Kendra, Patiala House / Akbar Bhawan and South Block buildings, Indian Missions / Posts abroad

**Special Cleaning:** Regular special cleaning drives at Emigrants Offices, RPOs and Branch Secretariat

| S.No. | Source of SAP Funds   | 2017-18<br>(Rs. in Cr.) | Utilization<br>2017-18<br>(Rs. In Cr.) | 2018-19<br>(Rs. in Cr.) |
|-------|---|-------------------------|--|-------------------------|
| 1.    | From within the Ministry's allocated resources                          | 8.23                    | 8.23                                   | 10.50                   |
| 2.    | Spent by PSUs / Institutions / Attached offices etc.                    | NA                      | NA                                     | NA                      |
| 3.    | Residual amount through re-appropriation / through supplementary demand | NA                      | NA                                     | NA                      |
|       | <b>Total SAP Budget</b>   | <b>8.23</b>             | <b>8.23</b>                            | <b>10.50</b>            |

## Department of Investment and Public Asset Management

### E-Office



Special Cleanliness Drives: Clean and green office

E-Office: Digitization of office records

| S.No. | Source of SAP Funds   | 2017-18<br>(Rs. in Cr.) | Utilization<br>2017-18<br>(Rs. In Cr.) | 2018-19<br>(Rs. in Cr.) |
|-------|---|-------------------------|--|-------------------------|
| 1.    | From within the Ministry's allocated resources                          | 0.005                   | 0.005                                  | 0.005                   |
| 2.    | Spent by PSUs / Institutions / Attached offices etc.                    | NA                      | NA                                     | NA                      |
| 3.    | Residual amount through re-appropriation / through supplementary demand | NA                      | NA                                     | NA                      |
|       | <b>Total SAP Budget</b>   | <b>0.005</b>            | <b>0.005</b>                           | <b>0.005</b>            |

## Department of Expenditure

### E-Waste Management



Schemes /  
Activities

**Disposal of E-Waste:** E-Waste to be disposed off quarterly / half yearly

**Special Cleanliness Initiatives:** Cleaning of office files, premises, formation of cleanliness, committee, posters, slogans, etc.

| S.No. | Source of SAP Funds   | 2017-18<br>(Rs. in Cr.) | Utilization<br>2017-18<br>(Rs. In Cr.) | 2018-19<br>(Rs. in Cr.) |
|-------|---|-------------------------|--|-------------------------|
| 1.    | From within the Ministry's allocated resources                          | 0.10                    | 0.07                                   | NA                      |
| 2.    | Spent by PSUs / Institutions / Attached offices etc.                    | 0.68                    | 0.45                                   | 0.84                    |
| 3.    | Residual amount through re-appropriation / through supplementary demand | NA                      | NA                                     | NA                      |
|       | <b>Total SAP Budget</b>   | <b>0.78</b>             | <b>0.52</b>                            | <b>0.84</b>             |

## Department of Economic Affairs

### Special Cleanliness Drive



- **Installation of Litter bins:** Installation of litter bins in the parks of North Block
- **Renovation of Toilets:** Identify and renovate all toilets and urinals
- **Special Cleanliness Initiatives:** Cleaning of office files, premises, formation of cleanliness committee, posters, slogans, Swachh Bharat Logo in all office stationeries etc.

| S.No. | Source of SAP Funds   | 2017-18<br>(Rs. in Cr.) | Utilization<br>2017-18<br>(Rs. In Cr.) | 2018-19<br>(Rs. in Cr.) |
|-------|---|-------------------------|--|-------------------------|
| 1.    | From within the Ministry's allocated resources                          | 0.14                    | 0.13                                   | 0.25                    |
| 2.    | Spent by PSUs / Institutions / Attached offices etc.                    | NA                      | NA                                     | NA                      |
| 3.    | Residual amount through re-appropriation / through supplementary demand | NA                      | NA                                     | NA                      |
|       | <b>Total SAP Budget</b>   | <b>0.14</b>             | <b>0.13</b>                            | <b>0.25</b>             |

## Department of Financial Services

### Clean Bank & ATMs



**Orientation on Swachhata:** Swachhata messages will be disseminated through digital notice boards, ATM messages

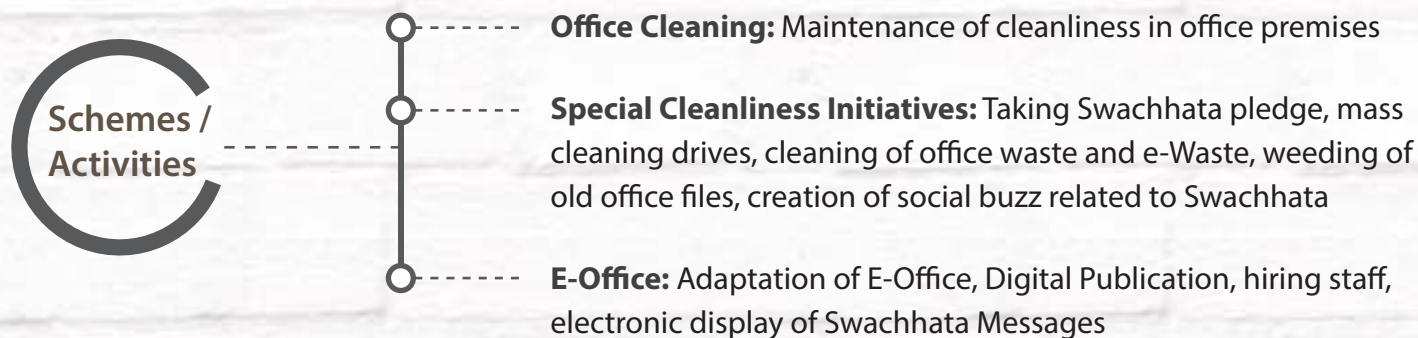
**Special Cleanliness Initiatives:** Lecture on Swachhata, reward system for staffs and banks on cleanliness; competition and sudden visits, street plays, etc.

| S.No. | Source of SAP Funds   | 2017-18<br>(Rs. in Cr.) | Utilization<br>2017-18<br>(Rs. In Cr.) | 2018-19<br>(Rs. in Cr.) |
|-------|---|-------------------------|--|-------------------------|
| 1.    | From within the Ministry's allocated resources                          | 0.35                    | 0.14                                   | 0.35                    |
| 2.    | Spent by PSUs / Institutions / Attached offices etc.                    | NA                      | NA                                     | NA                      |
| 3.    | Residual amount through re-appropriation / through supplementary demand | NA                      | NA                                     | NA                      |
|       | <b>Total SAP Budget</b>   | <b>0.35</b>             | <b>0.14</b>                            | <b>0.35</b>             |



## Department of Revenue

### Mass Awareness, E-Office



| S.No. | Source of SAP Funds   | 2017-18<br>(Rs. in Cr.) | Utilization<br>2017-18<br>(Rs. In Cr.) | 2018-19<br>(Rs. in Cr.) |
|-------|---|-------------------------|--|-------------------------|
| 1.    | From within the Ministry's allocated resources                          | NA                      | NA                                     | NA                      |
| 2.    | Spent by PSUs / Institutions / Attached offices etc.                    | 77                      | 71.96                                  | 86                      |
| 3.    | Residual amount through re-appropriation / through supplementary demand | NA                      | NA                                     | NA                      |
|       | <b>Total SAP Budget</b>   | <b>77</b>               | <b>71.96</b>                           | <b>86</b>               |

## Ministry of Food Processing Industries

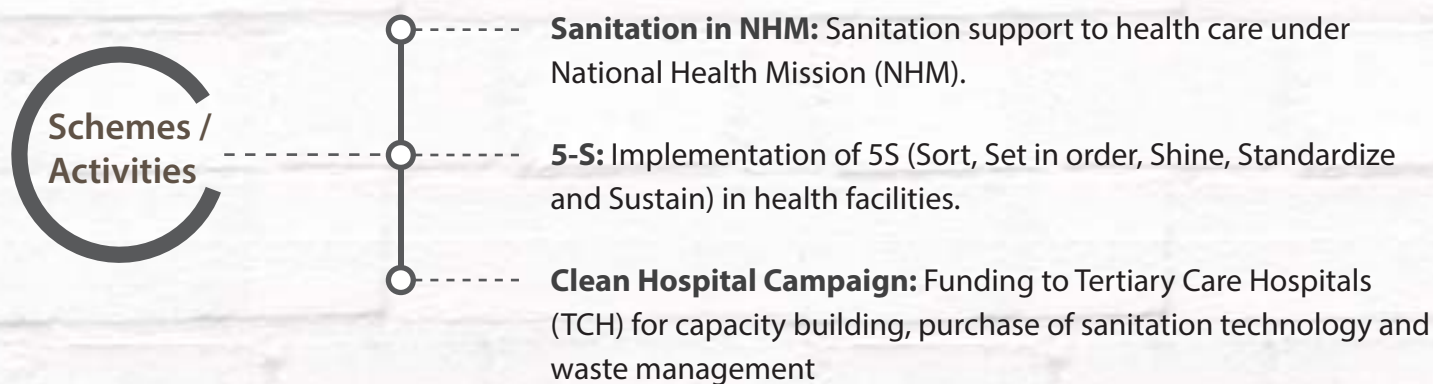
### Clean Mega Food Parks, Cold Chains and Abattoirs



| S.No. | Source of SAP Funds   | 2017-18<br>(Rs. in Cr.) | Utilization<br>2017-18<br>(Rs. In Cr.) | 2018-19<br>(Rs. in Cr.) |
|-------|---|-------------------------|--|-------------------------|
| 1.    | From within the Ministry's allocated resources                          | 0.07                    | 0.0447                                 | 0.07                    |
| 2.    | Spent by PSUs / Institutions / Attached offices etc.                    | NA                      | NA                                     | NA                      |
| 3.    | Residual amount through re-appropriation / through supplementary demand | NA                      | NA                                     | NA                      |
|       | <b>Total SAP Budget</b>   | <b>0.07</b>             | <b>0.0447</b>                          | <b>0.07</b>             |

## Department of Health and Family Welfare

### Clean Tertiary Care Hospital Facilities



| S.No. | Source of SAP Funds   | 2017-18<br>(Rs. in Cr.) | Utilization<br>2017-18<br>(Rs. In Cr.) | 2018-19<br>(Rs. in Cr.) |
|-------|---|-------------------------|--|-------------------------|
| 1.    | From within the Ministry's allocated resources                          | 505                     | 505                                    | 600                     |
| 2.    | Spent by PSUs / Institutions / Attached offices etc.                    | NA                      | NA                                     | NA                      |
| 3.    | Residual amount through re-appropriation / through supplementary demand | NA                      | NA                                     | NA                      |
|       | <b>Total SAP Budget</b>   | <b>505</b>              | <b>505</b>                             | <b>600</b>              |

## Department of Health Research

### Swachhta Awareness in Premises & Schools



-----  
 Awareness Activities: Awareness to be spread through digital display boards, banners, posters, hoardings and Pamphlets. BMHRC to undertake School swachhata awareness activities.

-----  
 Swachhata Awards: Quarterly swachhata assessments and 1st, 2nd & 3rd winners will be awarded.

| S.No. | Source of SAP Funds   | 2017-18<br>(Rs. in Cr.) | Utilization<br>2017-18<br>(Rs. In Cr.) | 2018-19<br>(Rs. in Cr.) |
|-------|---|-------------------------|--|-------------------------|
| 1.    | From within the Ministry's allocated resources                          | 2.19                    | 0.41                                   | NA                      |
| 2.    | Spent by PSUs / Institutions / Attached offices etc.                    | NA                      | NA                                     | 0.64                    |
| 3.    | Residual amount through re-appropriation / through supplementary demand | NA                      | NA                                     | NA                      |
|       | <b>Total SAP Budget</b>   | <b>2.19</b>             | <b>0.41</b>                            | <b>0.64</b>             |

## Department of Heavy Industry

### Waste Management and Pollution-free Electric Vehicle



| S.No. | Source of SAP Funds   | 2017-18<br>(Rs. in Cr.) | Utilization<br>2017-18<br>(Rs. In Cr.) | 2018-19<br>(Rs. in Cr.) |
|-------|---|-------------------------|--|-------------------------|
| 1.    | From within the Ministry's allocated resources                          | 177                     | 166                                    | 262                     |
| 2.    | Spent by PSUs / Institutions / Attached offices etc.                    | NA                      | NA                                     | NA                      |
| 3.    | Residual amount through re-appropriation / through supplementary demand | NA                      | NA                                     | NA                      |
|       | <b>Total SAP Budget</b>   | <b>177</b>              | <b>166</b>                             | <b>262</b>              |

## Department of Public Enterprises

### Setting benchmark by increasing CSR allotment for Swachh Bharat Mission



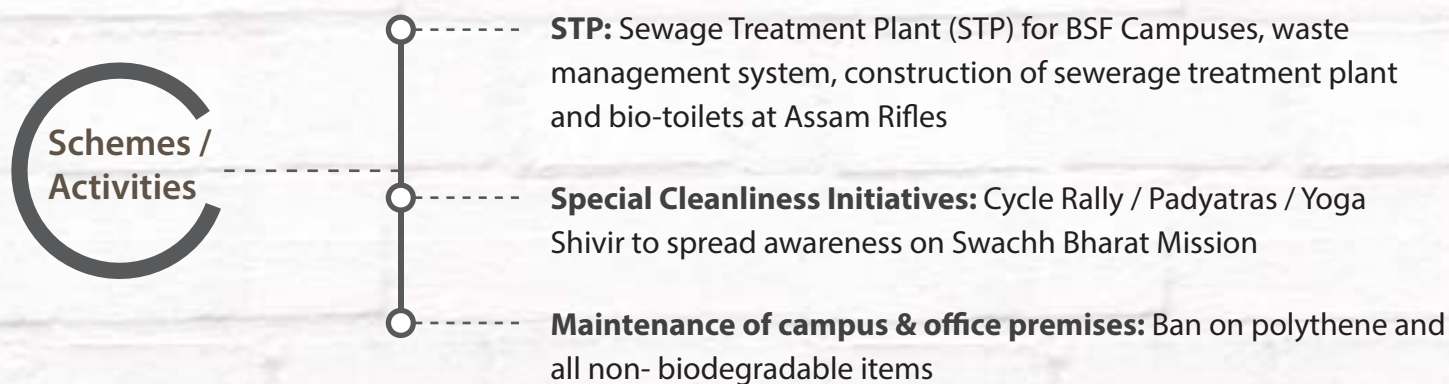
----- **CSR Funding:** CPSEs to spent 33% of the CSR funds towards Swachh Bharat activities

----- **Workshop:** Workshop with CPSE to disseminate Swachh Bharat Mission related updates

| S.No. | Source of SAP Funds   | 2017-18<br>(Rs. in Cr.) | Utilization<br>2017-18<br>(Rs. In Cr.) | 2018-19<br>(Rs. in Cr.) |
|-------|---|-------------------------|--|-------------------------|
| 1.    | From within the Ministry's allocated resources                          | 0.32                    | 0.32                                   | 0.35                    |
| 2.    | Spent by PSUs / Institutions / Attached offices etc.                    | NA                      | NA                                     | NA                      |
| 3.    | Residual amount through re-appropriation / through supplementary demand | NA                      | NA                                     | NA                      |
|       | <b>Total SAP Budget</b>   | <b>0.32</b>             | <b>0.32</b>                            | <b>0.35</b>             |

## Ministry of Home Affairs

### Waste Management system in and around the campus



| S.No. | Source of SAP Funds   | 2017-18<br>(Rs. in Cr.) | Utilization<br>2017-18<br>(Rs. In Cr.) | 2018-19<br>(Rs. in Cr.) |
|-------|---|-------------------------|--|-------------------------|
| 1.    | From within the Ministry's allocated resources                          | 286.74                  | 0                                      | 213.85                  |
| 2.    | Spent by PSUs / Institutions / Attached offices etc.                    | NA                      | NA                                     | NA                      |
| 3.    | Residual amount through re-appropriation / through supplementary demand | NA                      | NA                                     | NA                      |
|       | <b>Total SAP Budget</b>   | <b>286.74</b>           | <b>0</b>                               | <b>213.85</b>           |

## Department of Higher Education

### Solid and Waste Water Management in IITs, NITs, Central Universities



Schemes /  
Activities

-----  
○----- **Solid Waste Management:** Solid waste management, waste to energy

-----  
○----- **Liquid Waste Management:** Water purification and water supply technology for rural areas, water management techniques, soil conservation

| S.No. | Source of SAP Funds   | 2017-18<br>(Rs. in Cr.) | Utilization<br>2017-18<br>(Rs. In Cr.) | 2018-19<br>(Rs. in Cr.) |
|-------|---|-------------------------|--|-------------------------|
| 1.    | From within the Ministry's allocated resources                          | 2.4                     | 2.4                                    | 2.4                     |
| 2.    | Spent by PSUs / Institutions / Attached offices etc.                    | NA                      | NA                                     | NA                      |
| 3.    | Residual amount through re-appropriation / through supplementary demand | NA                      | NA                                     | NA                      |
|       | <b>Total SAP Budget</b>   | <b>2.4</b>              | <b>2.4</b>                             | <b>2.4</b>              |



## Department of School Education & Literacy

### Swachh Vidyalayas



- **Maintenance of School Toilets:** Maintenance of 11.42 lakh Govt. and Govt. aided elementary school toilets under SSA
- **School Campaign:** Promotion of Swachh Vidyalaya Campaign
- **Swachh Vidyalaya Puraskar:** Swachh Vidyalaya Puraskar at National level SSA & RMSA Schools

| S.No. | Source of SAP Funds   | 2017-18<br>(Rs. in Cr.) | Utilization<br>2017-18<br>(Rs. In Cr.) | 2018-19<br>(Rs. in Cr.) |
|-------|---|-------------------------|--|-------------------------|
| 1.    | From within the Ministry's allocated resources                          | 81.67                   | 81.58                                  | 81                      |
| 2.    | Spent by PSUs / Institutions / Attached offices etc.                    | NA                      | NA                                     | NA                      |
| 3.    | Residual amount through re-appropriation / through supplementary demand | NA                      | NA                                     | NA                      |
|       | <b>Total SAP Budget</b>   | <b>81.67</b>            | <b>81.58</b>                           | <b>81</b>               |

## Ministry of Information and Broadcasting

### Continuous and Intense Swachhata Campaign and Knowledge Sharing



| S.No. | Source of SAP Funds   | 2017-18<br>(Rs. in Cr.) | Utilization<br>2017-18<br>(Rs. In Cr.) | 2018-19<br>(Rs. in Cr.) |
|-------|---|-------------------------|--|-------------------------|
| 1.    | From within the Ministry's allocated resources                          | 17.41                   | 10.87                                  | 15.72                   |
| 2.    | Spent by PSUs / Institutions / Attached offices etc.                    | NA                      | NA                                     | NA                      |
| 3.    | Residual amount through re-appropriation / through supplementary demand | NA                      | NA                                     | NA                      |
|       | <b>Total SAP Budget</b>   | <b>17.41</b>            | <b>10.87</b>                           | <b>15.72</b>            |

## Ministry of Labour & Employment

### Swachh ESIC Premises



- **Maintenance:** Swachh Employees' State Insurance Corporation (ESIC) to be maintained regularly
- **Toilet Renovation:** Cleaning of drainage in DGLB

| S.No. | Source of SAP Funds   | 2017-18<br>(Rs. in Cr.) | Utilization<br>2017-18<br>(Rs. In Cr.) | 2018-19<br>(Rs. in Cr.) |
|-------|---|-------------------------|--|-------------------------|
| 1.    | From within the Ministry's allocated resources                          | 0.075                   | 0.068                                  | 1.55                    |
| 2.    | Spent by PSUs / Institutions / Attached offices etc.                    | NA                      | NA                                     | NA                      |
| 3.    | Residual amount through re-appropriation / through supplementary demand | NA                      | NA                                     | NA                      |
|       | <b>Total SAP Budget</b>   | <b>0.075</b>            | <b>0.068</b>                           | <b>1.55</b>             |

## Department of Justice

### Construction & Renovation of Toilet Facilities



Schemes /  
Activities



**Renovation of Toilets:** Renovation of all toilets

| S.No. | Source of SAP Funds   | 2017-18<br>(Rs. in Cr.) | Utilization<br>2017-18<br>(Rs. In Cr.) | 2018-19<br>(Rs. in Cr.) |
|-------|---|-------------------------|--|-------------------------|
| 1.    | From within the Ministry's allocated resources                          | 0.17                    | 0.047                                  | 0.15                    |
| 2.    | Spent by PSUs / Institutions / Attached offices etc.                    | NA                      | NA                                     | NA                      |
| 3.    | Residual amount through re-appropriation / through supplementary demand | NA                      | NA                                     | NA                      |
|       | <b>Total SAP Budget</b>   | <b>0.17</b>             | <b>0.047</b>                           | <b>0.15</b>             |

## Department of Legal Affairs

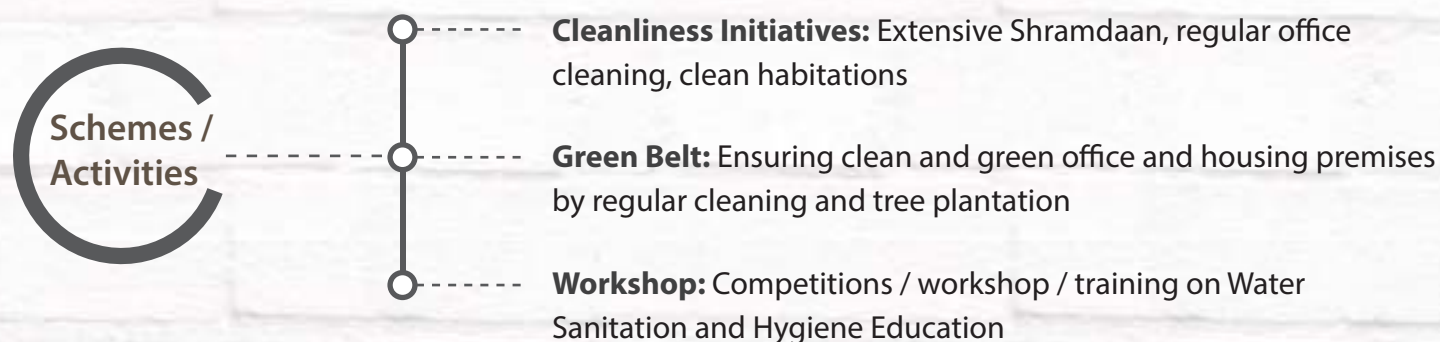
### Sanitation & SWM



| S.No. | Source of SAP Funds   | 2017-18<br>(Rs. in Cr.) | Utilization<br>2017-18<br>(Rs. In Cr.) | 2018-19<br>(Rs. in Cr.) |
|-------|---|-------------------------|--|-------------------------|
| 1.    | From within the Ministry's allocated resources                          | 0.50                    | 0.23                                   | 0.5                     |
| 2.    | Spent by PSUs / Institutions / Attached offices etc.                    | NA                      | NA                                     | NA                      |
| 3.    | Residual amount through re-appropriation / through supplementary demand | NA                      | NA                                     | NA                      |
|       | <b>Total SAP Budget</b>   | <b>0.50</b>             | <b>0.23</b>                            | <b>0.5</b>              |

## Legislative Department

### Green and Clean Belt



| S.No. | Source of SAP Funds   | 2017-18<br>(Rs. in Cr.) | Utilization<br>2017-18<br>(Rs. In Cr.) | 2018-19<br>(Rs. in Cr.) |
|-------|---|-------------------------|--|-------------------------|
| 1.    | From within the Ministry's allocated resources                          | 0.25                    | 0.09                                   | 0.18                    |
| 2.    | Spent by PSUs / Institutions / Attached offices etc.                    | NA                      | NA                                     | NA                      |
| 3.    | Residual amount through re-appropriation / through supplementary demand | NA                      | NA                                     | NA                      |
|       | <b>Total SAP Budget</b>   | <b>0.25</b>             | <b>0.09</b>                            | <b>0.18</b>             |

## Ministry of Micro, Small and Medium Enterprises

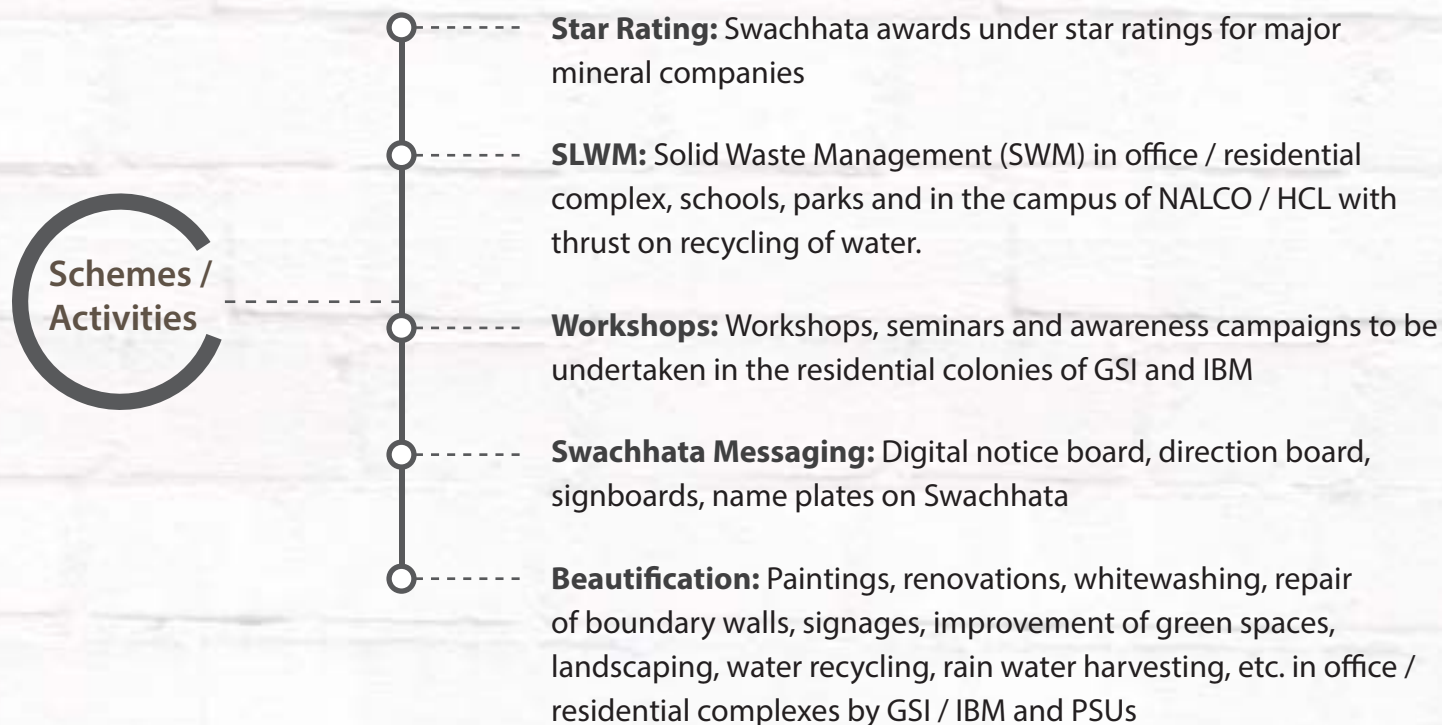
### Clean Khadi Institutions and Offices



| S.No. | Source of SAP Funds   | 2017-18<br>(Rs. in Cr.) | Utilization<br>2017-18<br>(Rs. In Cr.) | 2018-19<br>(Rs. in Cr.) |
|-------|---|-------------------------|--|-------------------------|
| 1.    | From within the Ministry's allocated resources                          | 0.95                    | 0.73                                   | 2.25                    |
| 2.    | Spent by PSUs / Institutions / Attached offices etc.                    | NA                      | NA                                     | NA                      |
| 3.    | Residual amount through re-appropriation / through supplementary demand | NA                      | NA                                     | NA                      |
|       | <b>Total SAP Budget</b>   | <b>0.95</b>             | <b>0.73</b>                            | <b>2.25</b>             |

## Ministry of Mines

### Swachh Mines, Swachh Offices and Swachh Residential Complexes



| S.No. | Source of SAP Funds   | 2017-18<br>(Rs. in Cr.) | Utilization<br>2017-18<br>(Rs. In Cr.) | 2018-19<br>(Rs. in Cr.) |
|-------|---|-------------------------|--|-------------------------|
| 1.    | From within the Ministry's allocated resources                          | 1.50                    | 0                                      | 1.25                    |
| 2.    | Spent by PSUs / Institutions / Attached offices etc.                    | 2.45                    | NA                                     | 2.45                    |
| 3.    | Residual amount through re-appropriation / through supplementary demand | NA                      | NA                                     | NA                      |
|       | <b>Total SAP Budget</b>   | <b>3.95</b>             | <b>0</b>                               | <b>3.70</b>             |



## Ministry of Minority Affairs

### Sanitation Facilities in Institutions



| S.No. | Source of SAP Funds   | 2017-18<br>(Rs. in Cr.) | Utilization<br>2017-18<br>(Rs. In Cr.) | 2018-19<br>(Rs. in Cr.) |
|-------|---|-------------------------|--|-------------------------|
| 1.    | From within the Ministry's allocated resources                          | 10.60                   | 0.04                                   | 15.10                   |
| 2.    | Spent by PSUs / Institutions / Attached offices etc.                    | NA                      | NA                                     | NA                      |
| 3.    | Residual amount through re-appropriation / through supplementary demand | NA                      | NA                                     | NA                      |
|       | <b>Total SAP Budget</b>   | <b>10.60</b>            | <b>0.04</b>                            | <b>15.10</b>            |

## Ministry of New and Renewable Energy

### Generation of Green Energy from Biogas, Industrial and Agricultural Waste



- ○ **National Bio Gas Programme:** Target of constructing and linking 20,000 household toilets with biogas plants
- ○ **Waste to Energy:** Integrated energy generation from biogas, urban industrial and agricultural waste

| S.No. | Source of SAP Funds   | 2017-18<br>(Rs. in Cr.) | Utilization<br>2017-18<br>(Rs. In Cr.) | 2018-19<br>(Rs. in Cr.) |
|-------|---|-------------------------|--|-------------------------|
| 1.    | From within the Ministry's allocated resources                          | 112.5                   | 82.76                                  | 140                     |
| 2.    | Spent by PSUs / Institutions / Attached offices etc.                    | NA                      | NA                                     | NA                      |
| 3.    | Residual amount through re-appropriation / through supplementary demand | NA                      | NA                                     | NA                      |
|       | <b>Total SAP Budget</b>   | <b>112.5</b>            | <b>82.76</b>                           | <b>140</b>              |

## Ministry of Parliamentary Affairs

### Swachhata Campaign in Schools, Colleges and Universities

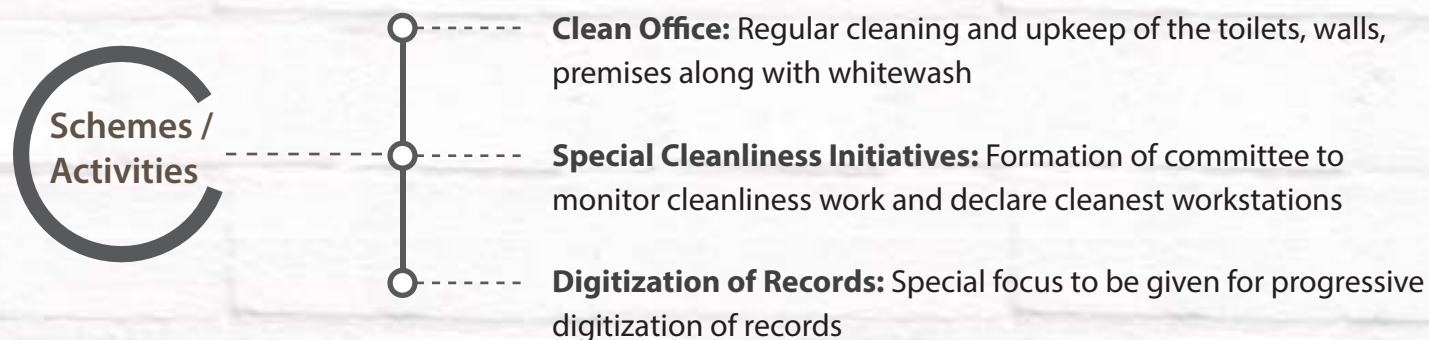


**Youth Parliament Scheme:** Promoting Youth Parliament Scheme in limited Schools / Colleges / JNVs / KVs / Universities across India for better Swachh Bharat Outreach

| S.No. | Source of SAP Funds   | 2017-18<br>(Rs. in Cr.) | Utilization<br>2017-18<br>(Rs. In Cr.) | 2018-19<br>(Rs. in Cr.) |
|-------|---|-------------------------|--|-------------------------|
| 1.    | From within the Ministry's allocated resources                          | 0.45                    | 0.34                                   | 0.10                    |
| 2.    | Spent by PSUs / Institutions / Attached offices etc.                    | NA                      | NA                                     | NA                      |
| 3.    | Residual amount through re-appropriation / through supplementary demand | NA                      | NA                                     | NA                      |
|       | <b>Total SAP Budget</b>   | <b>0.45</b>             | <b>0.34</b>                            | <b>0.10</b>             |

## Department of Administrative Reforms and Public Grievances

### Swachh & Green Office



| S.No. | Source of SAP Funds   | 2017-18<br>(Rs. in Cr.) | Utilization<br>2017-18<br>(Rs. In Cr.) | 2018-19<br>(Rs. in Cr.) |
|-------|---|-------------------------|--|-------------------------|
| 1.    | From within the Ministry's allocated resources                          | 0.10                    | 0.10                                   | 0.10                    |
| 2.    | Spent by PSUs / Institutions / Attached offices etc.                    | NA                      | NA                                     | NA                      |
| 3.    | Residual amount through re-appropriation / through supplementary demand | NA                      | NA                                     | NA                      |
|       | <b>Total SAP Budget</b>   | <b>0.10</b>             | <b>0.10</b>                            | <b>0.10</b>             |

## Department of Pension & Pensioners' Welfare

### Swachh & Green Office Premises



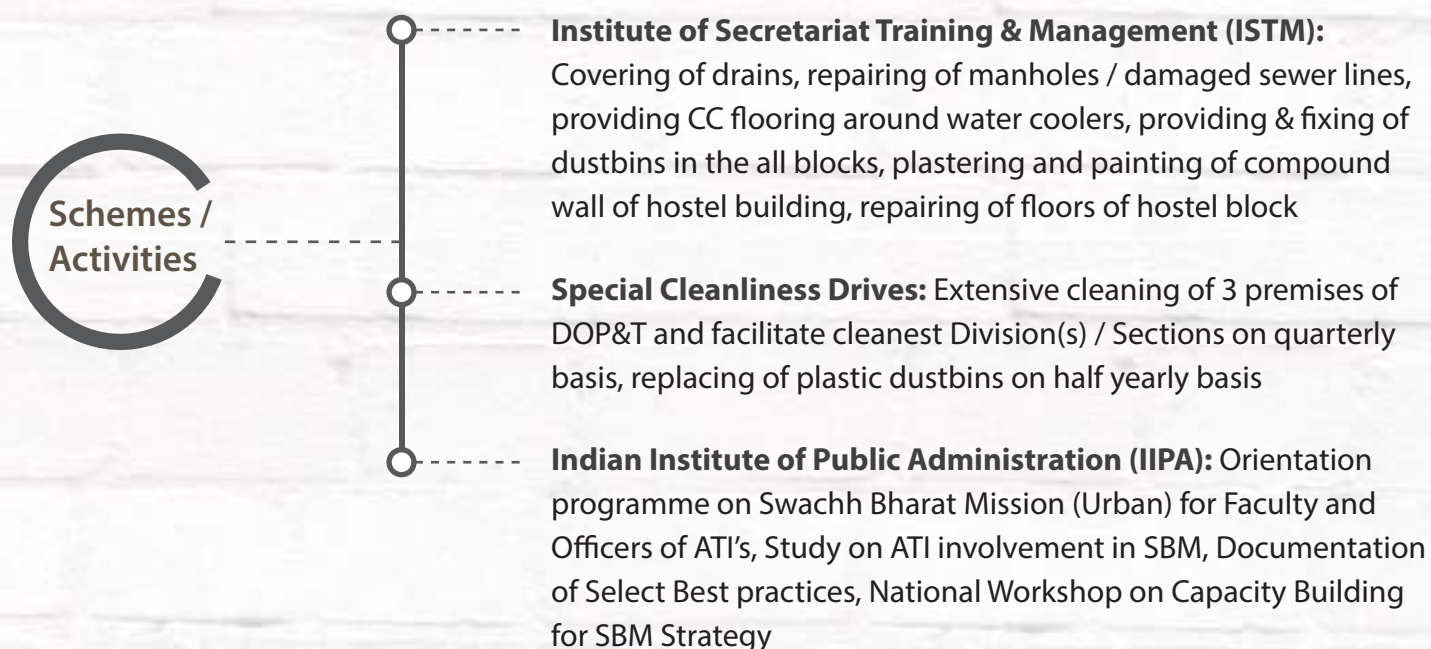
-----○ **Special Cleanliness Drives:** Cleaning of toilets of office blocks, premises, weeding out of old records, beautification of office premises.

-----○ **Swachhata Awareness:** Posters, banners, essay writing, swachhata awareness generation campaigns to be organized on half-yearly basis.

| S.No. | Source of SAP Funds   | 2017-18<br>(Rs. in Cr.) | Utilization<br>2017-18<br>(Rs. In Cr.) | 2018-19<br>(Rs. in Cr.) |
|-------|---|-------------------------|--|-------------------------|
| 1.    | From within the Ministry's allocated resources                          | 0.04                    | 0.01                                   | 0.05                    |
| 2.    | Spent by PSUs / Institutions / Attached offices etc.                    | NA                      | NA                                     | NA                      |
| 3.    | Residual amount through re-appropriation / through supplementary demand | NA                      | NA                                     | NA                      |
|       | <b>Total SAP Budget</b>   | <b>0.04</b>             | <b>0.01</b>                            | <b>0.05</b>             |

## Department of Personnel & Training

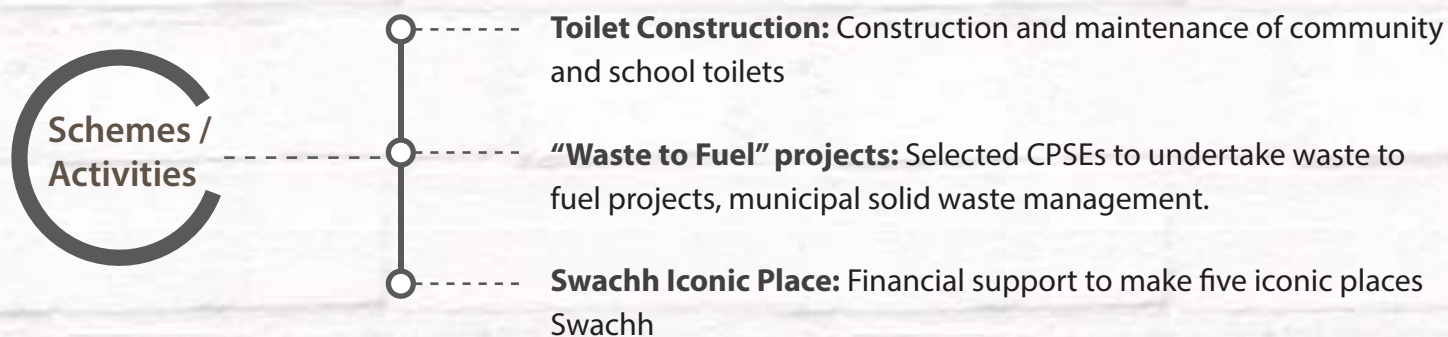
### Swachh & Green Office Premises



| S.No. | Source of SAP Funds   | 2017-18<br>(Rs. in Cr.) | Utilization<br>2017-18<br>(Rs. In Cr.) | 2018-19<br>(Rs. in Cr.) |
|-------|---|-------------------------|--|-------------------------|
| 1.    | From within the Ministry's allocated resources                          | 0.40                    | 0.35                                   | 0.68                    |
| 2.    | Spent by PSUs / Institutions / Attached offices etc.                    | NA                      | NA                                     | NA                      |
| 3.    | Residual amount through re-appropriation / through supplementary demand | NA                      | NA                                     | NA                      |
|       | <b>Total SAP Budget</b>   | <b>0.40</b>             | <b>0.35</b>                            | <b>0.68</b>             |

## Ministry of Petroleum & Natural Gas

### Swachh Iconic Places and Waste Management



| S.No. | Source of SAP Funds   | 2017-18<br>(Rs. in Cr.) | Utilization<br>2017-18<br>(Rs. In Cr.) | 2018-19<br>(Rs. in Cr.) |
|-------|---|-------------------------|--|-------------------------|
| 1.    | From within the Ministry's allocated resources                          | NA                      | NA                                     | 0.35                    |
| 2.    | Spent by PSUs / Institutions / Attached offices etc.                    | 402.25                  | 402.25                                 | 342.15                  |
| 3.    | Residual amount through re-appropriation / through supplementary demand | NA                      | NA                                     | NA                      |
|       | <b>Total SAP Budget</b>   | <b>402.25</b>           | <b>402.25</b>                          | <b>342.50</b>           |

## Ministry of Power

### Sanitation & Waste Management



-----○  
 -----○  
 -----○

**Sanitation & SWM:** Construction / renovation of gender segregated and Divyang friendly toilets; segregation and SLWM facilities along with Vermicomposting; reuse of waste water for agriculture

-----○  
 -----○  
 -----○

**Hygiene & Awareness Promotion:** Swachhata Pledge, Digitization of Office; organizing Swachhata workshops, display of banners

| S.No. | Source of SAP Funds   | 2017-18<br>(Rs. in Cr.) | Utilization<br>2017-18<br>(Rs. In Cr.) | 2018-19<br>(Rs. in Cr.) |
|-------|---|-------------------------|--|-------------------------|
| 1.    | From within the Ministry's allocated resources                          | 2                       | 1.11                                   | 2                       |
| 2.    | Spent by PSUs / Institutions / Attached offices etc.                    | NA                      | NA                                     | NA                      |
| 3.    | Residual amount through re-appropriation / through supplementary demand | 80                      | NA                                     | NA                      |
|       | <b>Total SAP Budget</b>   | <b>82</b>               | <b>1.11</b>                            | <b>2</b>                |



## Ministry of Railways

### Swachh Tracks, Swachh Stations



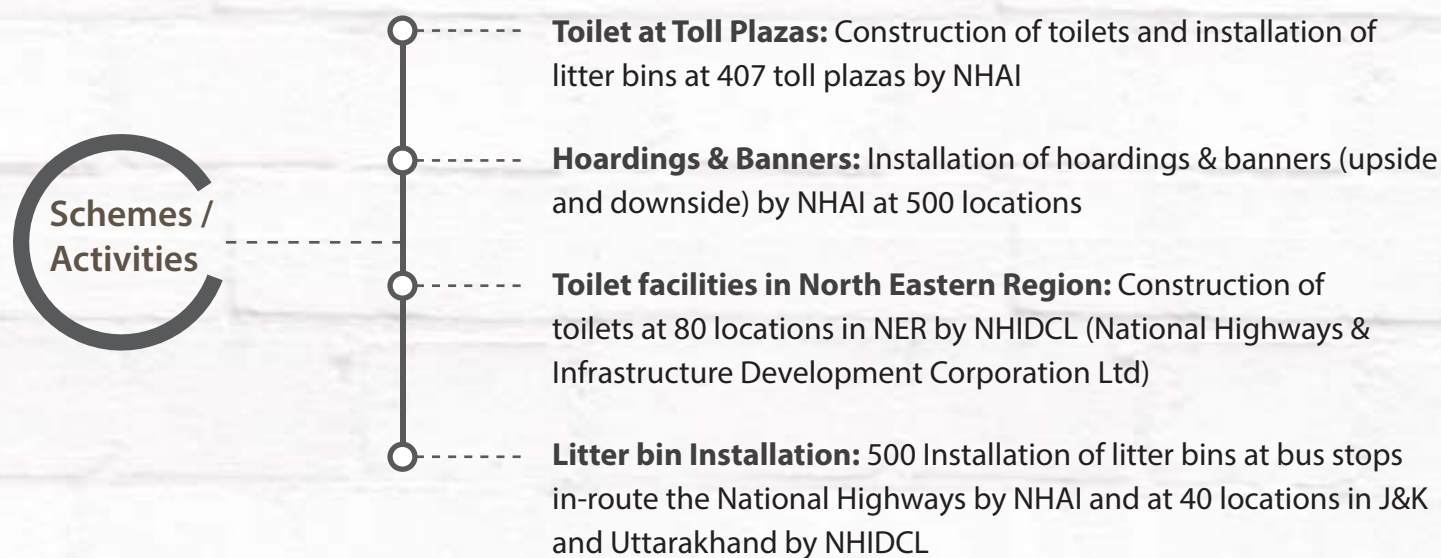
**ODF Railway Track:** ODF Railway Track by replacement of direct discharge toilets by bio-toilets by 2019

**Regular Cleanliness Drive:** Clean habitations / clean factories, green and clean belt, clean office premises

| S.No. | Source of SAP Funds   | 2017-18<br>(Rs. in Cr.) | Utilization<br>2017-18<br>(Rs. In Cr.) | 2018-19<br>(Rs. in Cr.) |
|-------|---|-------------------------|--|-------------------------|
| 1.    | From within the Ministry's allocated resources                          | 2527                    | 2527                                   | 2710                    |
| 2.    | Spent by PSUs / Institutions / Attached offices etc.                    | NA                      | NA                                     | NA                      |
| 3.    | Residual amount through re-appropriation / through supplementary demand | NA                      | NA                                     | NA                      |
|       | <b>Total SAP Budget</b>   | <b>2527</b>             | <b>2527</b>                            | <b>2710</b>             |

## Ministry of Road Transport and Highways

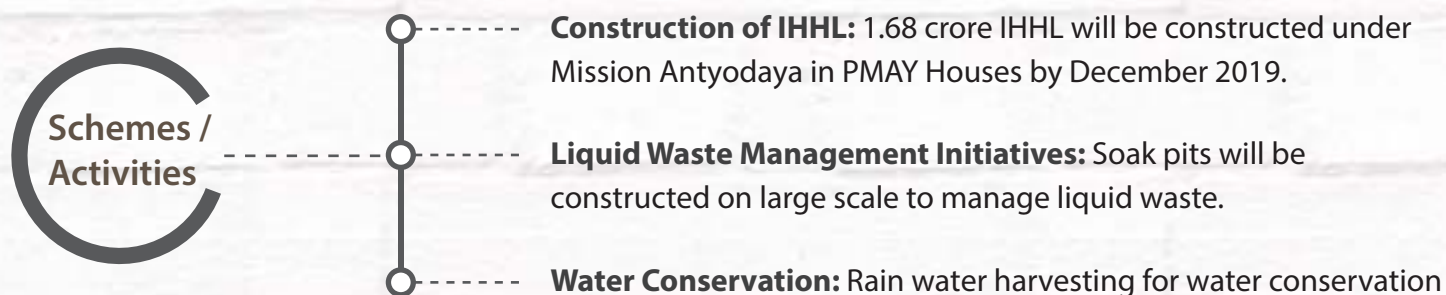
### Clean Highways and toilets at all Toll Plazas



| S.No. | Source of SAP Funds   | 2017-18<br>(Rs. in Cr.) | Utilization<br>2017-18<br>(Rs. In Cr.) | 2018-19<br>(Rs. in Cr.) |
|-------|---|-------------------------|--|-------------------------|
| 1.    | From within the Ministry's allocated resources                          | 91                      | 76.10                                  | 100                     |
| 2.    | Spent by PSUs / Institutions / Attached offices etc.                    | NA                      | NA                                     | NA                      |
| 3.    | Residual amount through re-appropriation / through supplementary demand | NA                      | NA                                     | NA                      |
|       | <b>Total SAP Budget</b>   | <b>91</b>               | <b>76.10</b>                           | <b>100</b>              |

## Department of Rural Development

### Creation of Sanitation Infrastructure



| S.No. | Source of SAP Funds   | 2017-18<br>(Rs. in Cr.) | Utilization<br>2017-18<br>(Rs. In Cr.) | 2018-19<br>(Rs. in Cr.) |
|-------|---|-------------------------|--|-------------------------|
| 1.    | From within the Ministry's allocated resources                          | 12824                   | 7674.9                                 | 11345                   |
| 2.    | Spent by PSUs / Institutions / Attached offices etc.                    | NA                      | NA                                     | NA                      |
| 3.    | Residual amount through re-appropriation / through supplementary demand | NA                      | NA                                     | NA                      |
|       | <b>Total SAP Budget</b>   | <b>12824</b>            | <b>7674.9</b>                          | <b>11345</b>            |

## Department of Biotechnology

### Swachh Offices, Labs and Premises



| S.No. | Source of SAP Funds   | 2017-18<br>(Rs. in Cr.) | Utilization<br>2017-18<br>(Rs. In Cr.) | 2018-19<br>(Rs. in Cr.) |
|-------|---|-------------------------|--|-------------------------|
| 1.    | From within the Ministry's allocated resources                          | 2.25                    | 0                                      | 1.00                    |
| 2.    | Spent by PSUs / Institutions / Attached offices etc.                    | NA                      | NA                                     | 0.87                    |
| 3.    | Residual amount through re-appropriation / through supplementary demand | NA                      | NA                                     | NA                      |
|       | <b>Total SAP Budget</b>   | <b>2.25</b>             | <b>0</b>                               | <b>1.87</b>             |

## Department of Scientific & Industrial Research

### Swachhata Awareness Programme



- **Swachhata Award:** Awards to encourage Swachhata initiatives
- **Office Maintenance:** Modernization of office furniture, disposal of old files
- **Awareness Programme:** Awareness programme through seminars, group discussion, debate, wall magazine etc; display boards at various locations; using Swachh Bharat Mission logo

| S.No. | Source of SAP Funds   | 2017-18<br>(Rs. in Cr.) | Utilization<br>2017-18<br>(Rs. In Cr.) | 2018-19<br>(Rs. in Cr.) |
|-------|---|-------------------------|--|-------------------------|
| 1.    | From within the Ministry's allocated resources                          | 0.10                    | 0.005                                  | 0.10                    |
| 2.    | Spent by PSUs / Institutions / Attached offices etc.                    | NA                      | NA                                     | NA                      |
| 3.    | Residual amount through re-appropriation / through supplementary demand | NA                      | NA                                     | NA                      |
|       | <b>Total SAP Budget</b>   | <b>0.10</b>             | <b>0.005</b>                           | <b>0.10</b>             |

## Ministry of Shipping

### Clean Major Ports and Port Sewage Treatment



**SLWM in Major Ports:** Provision of sewage treatment at all major ports

**Awareness Campaign:** Development of port reception facilities and display of Swachhata messages across all ports (major ports)

| S.No. | Source of SAP Funds   | 2017-18<br>(Rs. in Cr.) | Utilization<br>2017-18<br>(Rs. In Cr.) | 2018-19<br>(Rs. in Cr.) |
|-------|---|-------------------------|--|-------------------------|
| 1.    | From within the Ministry's allocated resources                          | 90.29                   | 90.29                                  | 57.68                   |
| 2.    | Spent by PSUs / Institutions / Attached offices etc.                    | 7.49                    | 7.49                                   | 6.46                    |
| 3.    | Residual amount through re-appropriation / through supplementary demand | NA                      | NA                                     | NA                      |
|       | <b>Total SAP Budget</b>   | <b>97.78</b>            | <b>97.78</b>                           | <b>64.14</b>            |

## Ministry of Skill Development and Entrepreneurship

### Devising Standards for Sanitation Works



**Sanitation Qualification Pack:** 10 Sanitation Qualification Packs to be developed.

**Job Certification on Swachhata:** 10000 candidates to be certified on 10 job roles associated with sanitation.

| S.No. | Source of SAP Funds   | 2017-18<br>(Rs. in Cr.) | Utilization<br>2017-18<br>(Rs. In Cr.) | 2018-19<br>(Rs. in Cr.) |
|-------|---|-------------------------|--|-------------------------|
| 1.    | From within the Ministry's allocated resources                          | 4.35                    | 0.49                                   | 10                      |
| 2.    | Spent by PSUs / Institutions / Attached offices etc.                    | NA                      | NA                                     | NA                      |
| 3.    | Residual amount through re-appropriation / through supplementary demand | NA                      | NA                                     | NA                      |
|       | <b>Total SAP Budget</b>   | <b>4.35</b>             | <b>0.49</b>                            | <b>10</b>               |

## Department of Empowerment of Persons with Disabilities

### Making provision for Divyang Friendly Toilets



Schemes /  
Activities

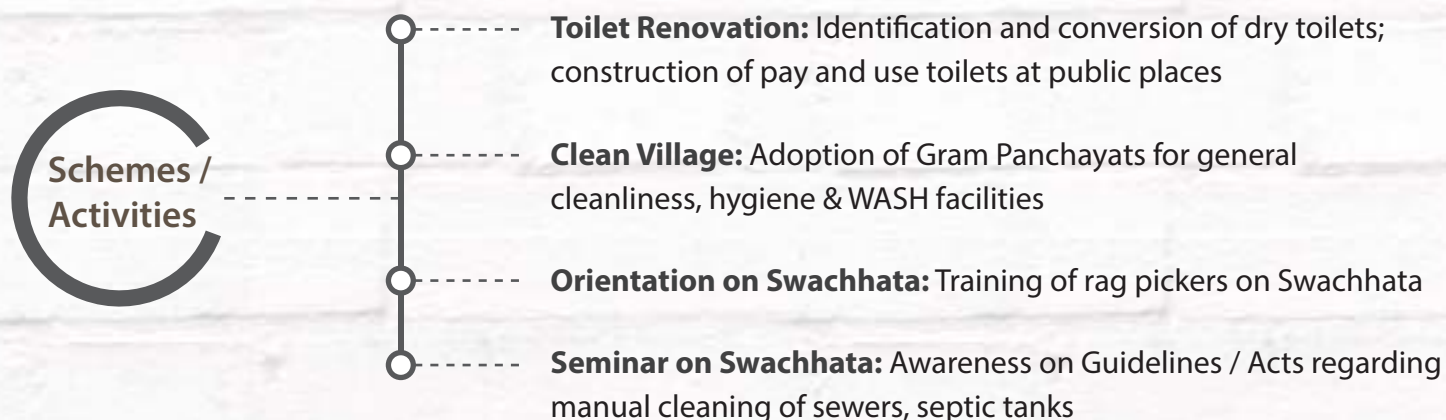
- **Disabled Friendly Toilet:** Assistance for making accessible toilets in seven national institutes
- **Awareness Generation:** Media publicity, awareness campaign, organizing Swachhata Workshop

| S.No. | Source of SAP Funds   | 2017-18<br>(Rs. in Cr.) | Utilization<br>2017-18<br>(Rs. In Cr.) | 2018-19<br>(Rs. in Cr.) |
|-------|---|-------------------------|--|-------------------------|
| 1.    | From within the Ministry's allocated resources                          | 0.90                    | 0.81                                   | 0.76                    |
| 2.    | Spent by PSUs / Institutions / Attached offices etc.                    | NA                      | NA                                     | NA                      |
| 3.    | Residual amount through re-appropriation / through supplementary demand | NA                      | NA                                     | NA                      |
|       | <b>Total SAP Budget</b>   | <b>0.90</b>             | <b>0.81</b>                            | <b>0.76</b>             |



## Department of Social Justice & Empowerment

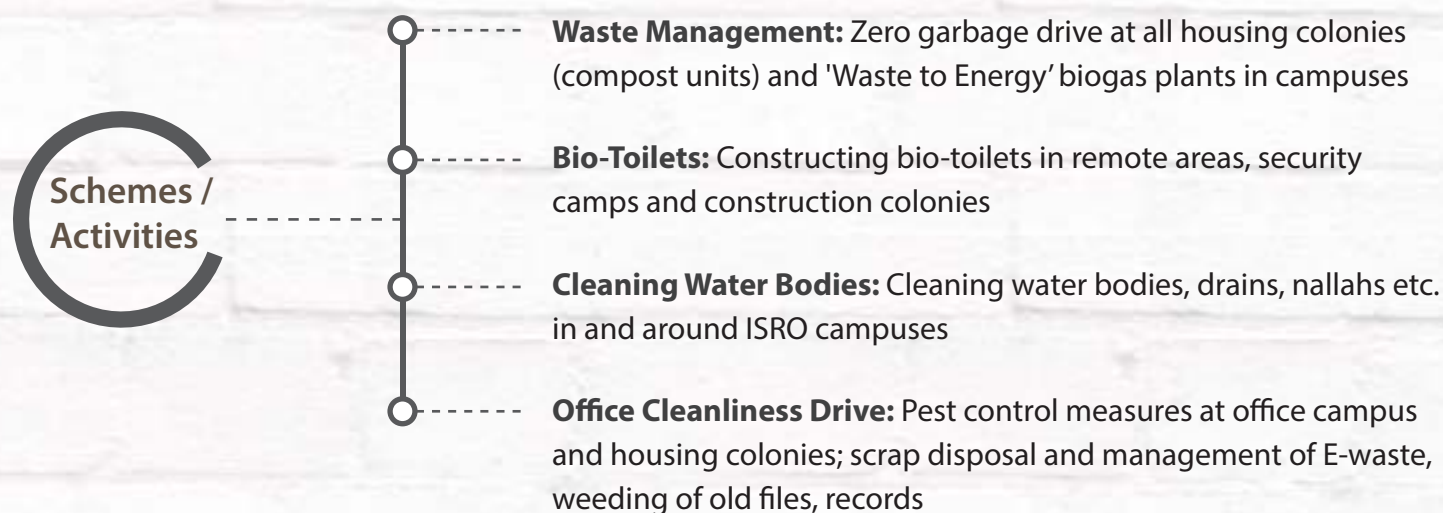
### SLWM & Swachhata Awareness



| S.No. | Source of SAP Funds   | 2017-18<br>(Rs. in Cr.) | Utilization<br>2017-18<br>(Rs. In Cr.) | 2018-19<br>(Rs. in Cr.) |
|-------|---|-------------------------|--|-------------------------|
| 1.    | From within the Ministry's allocated resources                          | NA                      | NA                                     | NA                      |
| 2.    | Spent by PSUs / Institutions / Attached offices etc.                    | 9.22                    | 0.05                                   | 9.23                    |
| 3.    | Residual amount through re-appropriation / through supplementary demand | NA                      | NA                                     | NA                      |
|       | <b>Total SAP Budget</b>   | <b>9.22</b>             | <b>0.05</b>                            | <b>9.23</b>             |

## Department of Space

### Waste to Energy, Swachh Office & Residential Areas



| S.No. | Source of SAP Funds   | 2017-18<br>(Rs. in Cr.) | Utilization<br>2017-18<br>(Rs. In Cr.) | 2018-19<br>(Rs. in Cr.) |
|-------|---|-------------------------|--|-------------------------|
| 1.    | From within the Ministry's allocated resources                          | 4.65                    | 4.65                                   | 4.65                    |
| 2.    | Spent by PSUs / Institutions / Attached offices etc.                    | NA                      | NA                                     | NA                      |
| 3.    | Residual amount through re-appropriation / through supplementary demand | NA                      | NA                                     | NA                      |
|       | <b>Total SAP Budget</b>   | <b>4.65</b>             | <b>4.65</b>                            | <b>4.65</b>             |

# Ministry of Steel

## Clean Plants, Factories and Townships



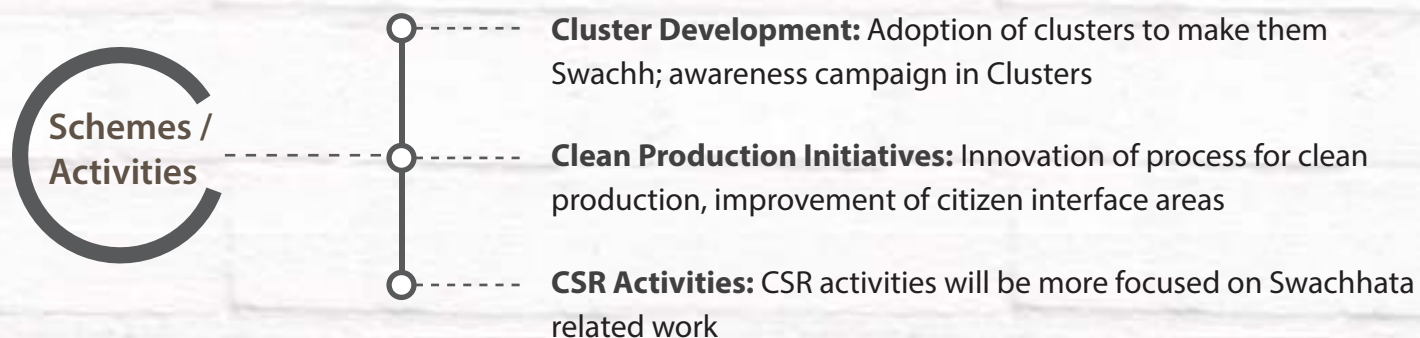
**Clean Plants:** Removal / reduction of slag, ore fines, recycling of gaseous waste in power generation

**Clean Factories:** All the CPSEs in the Ministry of Steel will also do Swachhata activities in factories, campuses and residential areas

| S.No. | Source of SAP Funds   | 2017-18<br>(Rs. in Cr.) | Utilization<br>2017-18<br>(Rs. In Cr.) | 2018-19<br>(Rs. in Cr.) |
|-------|---|-------------------------|--|-------------------------|
| 1.    | From within the Ministry's allocated resources                          | NA                      | NA                                     | NA                      |
| 2.    | Spent by PSUs / Institutions / Attached offices etc.                    | 68.75                   | 68.75                                  | 40                      |
| 3.    | Residual amount through re-appropriation / through supplementary demand | NA                      | NA                                     | NA                      |
|       | <b>Total SAP Budget</b>   | <b>68.75</b>            | <b>68.75</b>                           | <b>40</b>               |

## Ministry of Textiles

### Clean Production Clusters



| S.No. | Source of SAP Funds   | 2017-18<br>(Rs. in Cr.) | Utilization<br>2017-18<br>(Rs. In Cr.) | 2018-19<br>(Rs. in Cr.) |
|-------|---|-------------------------|--|-------------------------|
| 1.    | From within the Ministry's allocated resources                          | NA                      | NA                                     | NA                      |
| 2.    | Spent by PSUs / Institutions / Attached offices etc.                    | NA                      | NA                                     | NA                      |
| 3.    | Residual amount through re-appropriation / through supplementary demand | 20.12                   | 5.15                                   | 23.84                   |
|       | <b>Total SAP Budget</b>   | <b>20.12</b>            | <b>5.15</b>                            | <b>23.84</b>            |

## Ministry of Tourism

### Improved Sanitation Facilities at Tourist Centres



| S.No. | Source of SAP Funds   | 2017-18<br>(Rs. in Cr.) | Utilization<br>2017-18<br>(Rs. In Cr.) | 2018-19<br>(Rs. in Cr.) |
|-------|---|-------------------------|--|-------------------------|
| 1.    | From within the Ministry's allocated resources                          | 92.30                   | 77.66                                  | 106                     |
| 2.    | Spent by PSUs / Institutions / Attached offices etc.                    | NA                      | NA                                     | NA                      |
| 3.    | Residual amount through re-appropriation / through supplementary demand | NA                      | NA                                     | NA                      |
|       | <b>Total SAP Budget</b>   | <b>92.30</b>            | <b>77.66</b>                           | <b>106</b>              |

## Ministry of Tribal Affairs

### Clean Office



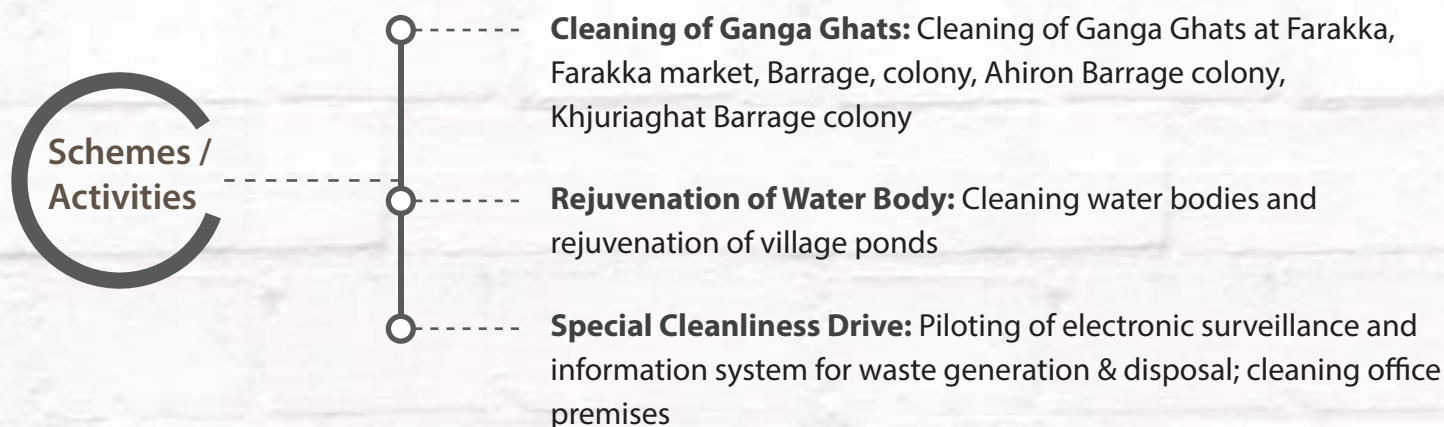
**Clean Office:** Removal of old files and furniture

**Special Cleanliness Initiatives:** Competition in cleanliness and awards for the best clean section and digitization of all files

| S.No. | Source of SAP Funds   | 2017-18<br>(Rs. in Cr.) | Utilization<br>2017-18<br>(Rs. In Cr.) | 2018-19<br>(Rs. in Cr.) |
|-------|---|-------------------------|--|-------------------------|
| 1.    | From within the Ministry's allocated resources                          | 0.057                   | 0.037                                  | 0.085                   |
| 2.    | Spent by PSUs / Institutions / Attached offices etc.                    | NA                      | NA                                     | NA                      |
| 3.    | Residual amount through re-appropriation / through supplementary demand | NA                      | NA                                     | NA                      |
|       | <b>Total SAP Budget</b>   | <b>0.057</b>            | <b>0.037</b>                           | <b>0.085</b>            |

# Ministry of Water Resources, River Development & Ganga Rejuvenation

## Cleaning Water Bodies



| S.No. | Source of SAP Funds   | 2017-18<br>(Rs. in Cr.) | Utilization<br>2017-18<br>(Rs. In Cr.) | 2018-19<br>(Rs. in Cr.) |
|-------|---|-------------------------|--|-------------------------|
| 1.    | From within the Ministry's allocated resources                          | 9.61                    | 9.60                                   | 7.55                    |
| 2.    | Spent by PSUs / Institutions / Attached offices etc.                    | 11.00                   | 11.00                                  | 6.78                    |
| 3.    | Residual amount through re-appropriation / through supplementary demand | NA                      | NA                                     | NA                      |
|       | <b>Total SAP Budget</b>   | <b>20.61</b>            | <b>20.60</b>                           | <b>14.33</b>            |

## Ministry of Women and Child Development

### Sanitation Promotion in Anganwadis and CCI



| S.No. | Source of SAP Funds   | 2017-18<br>(Rs. in Cr.) | Utilization<br>2017-18<br>(Rs. In Cr.) | 2018-19<br>(Rs. in Cr.) |
|-------|---|-------------------------|--|-------------------------|
| 1.    | From within the Ministry's allocated resources                          | 72.52                   | 72.84                                  | 72.52                   |
| 2.    | Spent by PSUs / Institutions / Attached offices etc.                    | NA                      | NA                                     | NA                      |
| 3.    | Residual amount through re-appropriation / through supplementary demand | NA                      | NA                                     | NA                      |
|       | <b>Total SAP Budget</b>   | <b>72.52</b>            | <b>72.84</b>                           | <b>72.52</b>            |



## Department of Sports

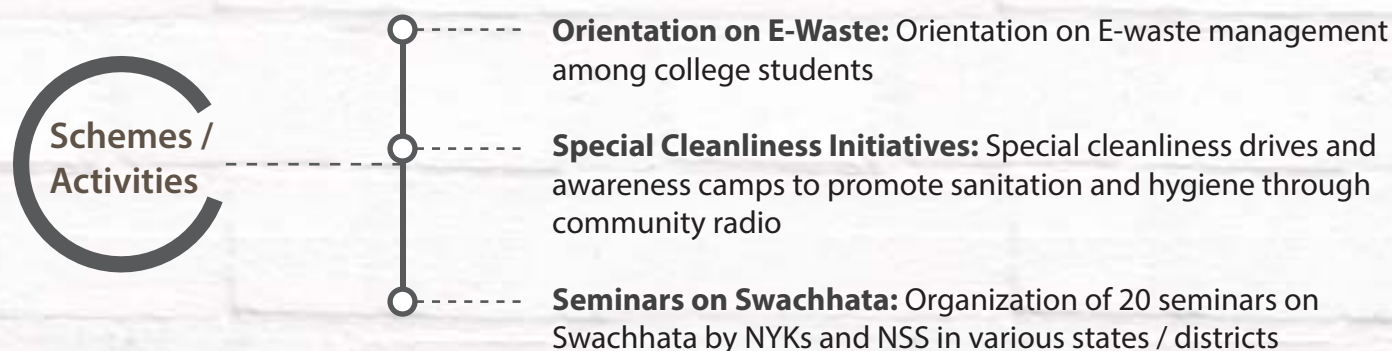
### Augmentation of Sanitation Infrastructure at Sports Facilities



| S.No. | Source of SAP Funds   | 2017-18<br>(Rs. in Cr.) | Utilization<br>2017-18<br>(Rs. In Cr.) | 2018-19<br>(Rs. in Cr.) |
|-------|---|-------------------------|--|-------------------------|
| 1.    | From within the Ministry's allocated resources                          | 17                      | 7.70                                   | 17                      |
| 2.    | Spent by PSUs / Institutions / Attached offices etc.                    | NA                      | NA                                     | NA                      |
| 3.    | Residual amount through re-appropriation / through supplementary demand | NA                      | NA                                     | NA                      |
|       | <b>Total SAP Budget</b>   | <b>17</b>               | <b>7.70</b>                            | <b>17</b>               |

## Department of Youth Affairs

### Waste Management System in Rajiv Gandhi National Institute



| S.No. | Source of SAP Funds   | 2017-18<br>(Rs. in Cr.) | Utilization<br>2017-18<br>(Rs. In Cr.) | 2018-19<br>(Rs. in Cr.) |
|-------|---|-------------------------|--|-------------------------|
| 1.    | From within the Ministry's allocated resources                          | 7.95                    | 0                                      | 7.95                    |
| 2.    | Spent by PSUs / Institutions / Attached offices etc.                    | NA                      | NA                                     | NA                      |
| 3.    | Residual amount through re-appropriation / through supplementary demand | NA                      | NA                                     | NA                      |
|       | <b>Total SAP Budget</b>   | <b>7.95</b>             | <b>0</b>                               | <b>7.95</b>             |

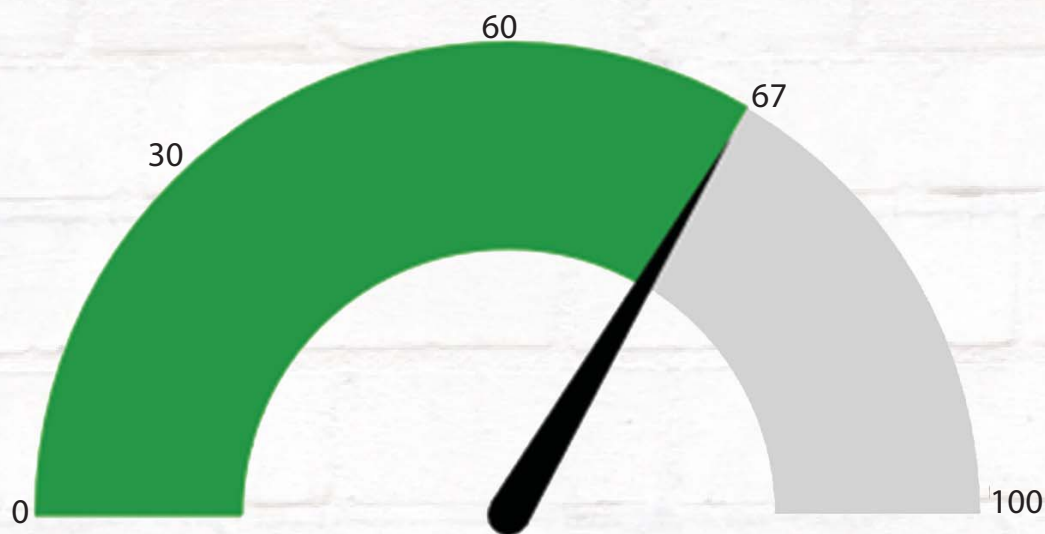
## SAP Budget Profile

Total SAPs received - 71 Ministries / Departments

| 2018-19 (Rs. in Cr.) | 2017-18 (Rs. in Cr.)<br>Allocation | 2017-18 (Rs. in Cr.)<br>Utilization |
|----------------------|------------------------------------|-------------------------------------|
| 16468.42             | 18154.82                           | 12240.25 (67%)                      |

Note: Figure have been taken as on 9<sup>th</sup> May, 2018

## Financial Progress 2017-18



# Swachhata Action Plan Portal

[www.swachhtaactionplan.com](http://www.swachhtaactionplan.com)

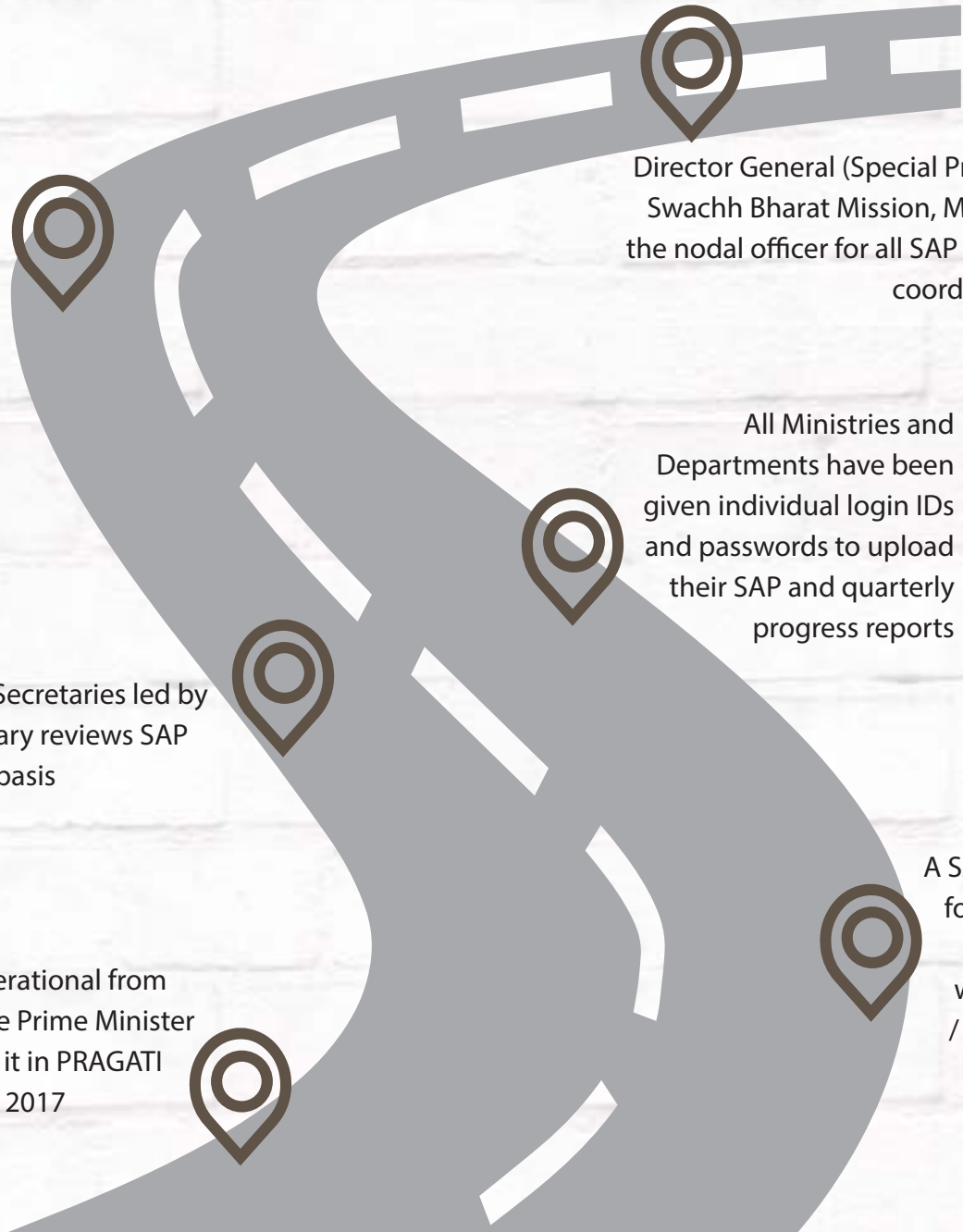
The screenshot displays the homepage of the Swachhta Action Plan Portal. At the top, there is a navigation bar with links for Home, Feedback, and Sitemap. A utility bar includes options for skipping to main content, screen reader access, and font size adjustments, along with a Login button. The header features the Ministry of Drinking Water and Sanitation logo and the Swachhta Action Plan logo, with the tagline 'Swachh Bharat Mission'. Navigation links for About Us, Gallery, and Contact Us are provided. A logo with glasses and the text 'स्वच्छ भारत एक कदम स्वच्छता की ओर' is also present.

The main banner area contains a large image of a group of people in white shirts and red scarves, holding a sign that reads 'स्वच्छता एक सामूहिक जिम्मेदारी है'. To the right of the image, a text box states: 'Swachhta Action Plan is a milestone initiative in mainstreaming Swachhta elements across all sectors of the Government in an elaborate, accountable, and sustained manner to realize the Swachh Bharat of Prime Minister's vision and Gandhiji's dream.'

Below the banner is a 'News' section with three social media widgets:

- Facebook:** A post from Swachh Bharat Mission, India, with 70,287 likes, promoting a summer internship program. The text includes 'SWACHH THIS SUMMER!', 'JOIN THE SWACHH BHARAT SUMMER INTERNSHIP', and 'REGISTER AT: sbalmygov.in'. It also has 'Like Page' and 'Contact Us' buttons.
- Youtube:** A video thumbnail showing a building and a vehicle.
- Twitter:** A tweet from Swachh Bharat (@swachhbharat) mentioning the Union Minister for Drinking Water & Sanitation, Sushri @umasribharti, who has launched 3 Solid Liquid Waste Management projects.

## Road Map for SAP



Meticulous and timely filling of Quarterly Progress Reports

Director General (Special Projects) Swachh Bharat Mission, MDWS is the nodal officer for all SAP related coordination

All Ministries and Departments have been given individual login IDs and passwords to upload their SAP and quarterly progress reports

Committee of Secretaries led by Cabinet Secretary reviews SAP on a quarterly basis

SAP has become operational from April 1, 2017. Hon'ble Prime Minister formally announced it in PRAGATI Meeting on 26 April, 2017

A SAP compendium for the FY 2018-19 is being shared with all Ministries / Departments for reference



**"CONSERVATION OF NATIONAL  
SANITATION IS SWARAJ WORK  
AND IT MAY NOT BE  
POSTPONED FOR SINGLE DAY  
ON ANY CONSIDERATION  
WHATSOEVER."**

**-MAHATMA GANDHI**



DEPARTMENT OF FERTILIZERS

DEPARTMENT OF OFFICIAL LANGUAGE

MINISTRY OF SHIPPING

DEPARTMENT OF PERSONNEL & TRAINING

MINISTRY OF PARLIAMENTARY AFFAIRS

INTER-STATE COUNCIL SECRETARIAT

LEGISLATIVE DEPARTMENT

MINISTRY OF EARTH SCIENCES

MINISTRY OF STEEL

MINISTRY OF MICRO, SMALL AND MEDIUM ENTERPRISES

DEPARTMENT OF SPORTS

DEPARTMENT OF HEAVY INDUSTRIES

DEPARTMENT OF LEGAL AFFAIRS

DEPARTMENT OF HIGHER EDUCATION

MINISTRY OF POWER

MINISTRY OF MINORITY AFFAIRS

MINISTRY OF CORPORATE AFFAIRS

DEPARTMENT OF BIOTECHNOLOGY

DEPARTMENT OF SPACE

DEPARTMENT OF COMMERCE

MINISTRY OF PETROLEUM & NATURAL GAS

MINISTRY OF MINES

DEPARTMENT OF POSTS

MINISTRY OF EXTERNAL AFFAIRS

MINISTRY OF AYUSH

MINISTRY OF TEXTILES



MINISTRY OF CULTURE

DEPARTMENT OF JUSTICE

एक कदम स्वच्छता की ओर

DEPARTMENT OF FOOD & PUBLIC DISTRIBUTION

MINISTRY OF CHEMICALS AND PETROCHEMICALS

DEPARTMENT OF SOCIAL JUSTICE & EMPOWERMENT

# SWACHH BHARAT BY 2019

MINISTRY OF INFORMATION & BROADCASTING

MINISTRY OF DEVELOPMENT OF NORTH EASTERN REGION

DEPARTMENT OF INVESTMENT AND PUBLIC ASSET MANAGEMENT

DEPARTMENT OF FINANCIAL SERVICES

DEPARTMENT OF CONSUMER AFFAIRS

MINISTRY OF CIVIL AVIATION

MINISTRY OF HOME AFFAIRS

MINISTRY OF WATER RESOURCES, RIVER DEVELOPMENT & GANGA REJUVENATION

MINISTRY OF PANCHAYATI RAJ

MINISTRY OF ROAD TRANSPORT & HIGHWAYS

DEPARTMENT OF FERTILIZERS

MINISTRY OF NEW & RENEWABLE ENERGY

MINISTRY OF RAILWAYS

DEPARTMENT OF DEFENCE

DEPARTMENT OF AGRICULTURAL RESEARCH AND EDUCATION

MINISTRY OF SKILL DEVELOPMENT AND ENTREPRENEURSHIP

DEPARTMENT OF LAND RESOURCES

DEPARTMENT OF EMPOWERMENT OF PERSONS WITH DISABILITIES



DEPARTMENT OF ANIMAL HUSBANDRY, DAIRYING AND FISHERIES

DEPARTMENT OF HEALTH AND FAMILY WELFARE

सत्यमेव जयते

Government of India

DEFENCE RESEARCH AND DEVELOPMENT ORGANISATION

MINISTRY OF DRINKING WATER AND SANITATION

DEPARTMENT OF EX-SERVICEMEN WELFARE

MINISTRY OF WOMEN & CHILD DEVELOPMENT

DEPARTMENT OF RURAL DEVELOPMENT